


Pooh

Smart Sticks™


INSTRUCTION MANUAL



Model 87-007
Ages 2 and Up



Learning is so much more FUN with Pooh! Farmer Pooh teaches your child about the colors and vegetables.



FUNCTION
BUTTONS

MODE
SWITCH

SPEAKER

★ KEY FUNCTIONS

- Mode Switch** - slide the mode switch to select one of two different methods of learning: Find & Identify.
- Function Buttons** - Use the function buttons (which are in the shapes of vegetables) to play & learn.

★ HOW TO PLAY

Note: The unit will automatically shut off after 4.5 minutes of non-use.
In Find Mode the prompts will repeat until auto-shut off.
To stop the repeating of prompts move mode switch to Identify Mode.

1. To activate your Farmer Pooh Smart Sticks, press any function button.
2. Your Smart Sticks will begin to play in the mode selected. If you wish to play the other learning mode slide the mode switch to the other setting. You can change the learning activity at any time during play.

FIND MODE:

- Slide the mode switch to FIND position.
- Pooh will ask your child to find a specific button (such as Yellow Corn or Red Tomato).
- Your child can respond to the prompt by pressing one of the function buttons. If the correct answer is pushed, the child is rewarded with a positive response from Pooh such as "Hooray!"
- If an incorrect button is pressed, Pooh will encourage the child to try again ("Uh oh, Try again, won't you"). The prompt will then be repeated again. If the child guesses incorrectly three times, the unit will automatically go on to a different question.

IDENTIFY MODE:

- Slide the mode switch to IDENTIFY position.
- Press any function button and Pooh will identify what you have pressed.

★ INSTALLING THE BATTERIES

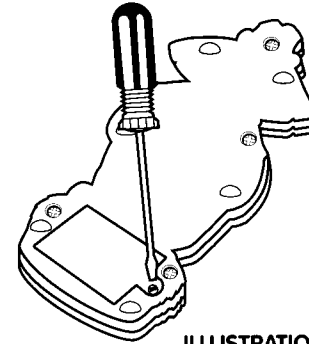


ILLUSTRATION 1

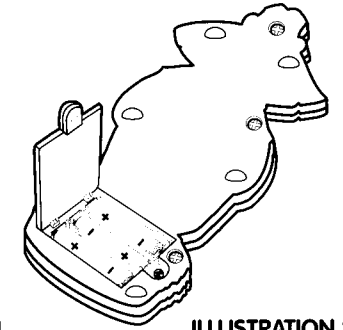


ILLUSTRATION 2

1. Open the battery compartment door on the back of the unit using a flat-head screwdriver or coin. (Illustration 1)
2. Insert 3 "AAA"/UM4/LR03 batteries. Be sure to match the "+" and "-" as shown. (Illustration 2)
3. Close the battery compartment door and replace screw using a flat-head screwdriver or coin.
4. Battery installation should be done by an adult.

★ TROUBLESHOOTING

1. If the unit does not work, please check that the batteries have been inserted correctly.
2. If the volume is too low, please install new batteries.

★ CARE AND USE/MAINTENANCE

To protect Farmer Pooh Smart Sticks follow these instructions:

- Prevent spills of food and beverage on the unit.
- Do not submerge the product in water. If the product needs to be cleaned, wipe it gently with a barely damp, soft cloth.
- Do not throw or kick the product, and do not push sharp objects through the speaker opening.
- Designed for children 2 and up.

CAUTION : The batteries included with this toy should be kept away from small children.

★ CAUTION

To ensure proper function and avoid battery leakage:

- Do not mix old and new batteries.
- Do not mix alkaline, standard or rechargeable batteries.
- Battery installation should be done by an adult.
- Non-rechargeable batteries are not to be recharged.
- Rechargeable batteries are to be removed from the toy before being charged (if removable).
- Rechargeable batteries are only to be charged under adult supervision.
- Only batteries of the same or equivalent type as recommended are to be used.
- Batteries are to be inserted with the correct polarity, following the toy and battery manufacturer's instruction.
- Exhausted or dead batteries are to be removed from the toy.
- The supply terminals are not be short-circuited.

★ 90- DAY LIMITED WARRANTY

Tiger Electronics, Inc. (Tiger) warrants to the original consumer purchaser of this product that the product will be free from defects in materials or workmanship for 90 days from the date of original purchase. This warranty does not cover damages resulting from accident, negligence, improper service or use or other causes not arising out of defects in materials or workmanship.

During this 90-day warranty period, the product will either be repaired or replaced (at Tiger's option) without charge to the purchaser, when returned with proof of the date of purchase to either the dealer or to Tiger.

Products returned to Tiger without proof of the date of purchase or after the 90-day warranty period has expired, but prior to one year from the original date of purchase, will be repaired or replaced (at Tiger's option) for a service fee of U.S. \$7.50. Payments must be by check or money order payable to Tiger Electronics, Inc.

The foregoing states the purchaser's sole and exclusive remedy for any breach of warranty with respect to the product.

All products returned must be shipped prepaid and insured for loss or damage to:

Tiger Electronics, Inc. Repair Dept.
980 Woodlands Parkway
Vernon Hills, Illinois 60061, U.S.A.

The product should be carefully packed in the original box or other packing materials sufficient to avoid damage during shipment. Include a complete written description of the defect, a check if product is beyond the 90-day warranty period, and your printed name, address and telephone number.

THIS WARRANTY IS IN LIEU OF ALL OTHER WARRANTIES AND NO OTHER REPRESENTATIONS OR CLAIMS OF ANY NATURE SHALL BE BINDING ON OR OBLIGATE TIGER IN ANY WAY. ANY IMPLIED WARRANTIES APPLICABLE TO THIS PRODUCT, INCLUDING WARRANTIES OF MERCHANTABILITY AND FITNESS FOR A PARTICULAR PURPOSE, ARE LIMITED TO THE NINETY (90) DAY PERIOD DESCRIBED ABOVE. IN NO EVENT WILL TIGER BE LIABLE FOR ANY SPECIAL, INCIDENTAL, OR CONSEQUENTIAL DAMAGES RESULTING FROM POSSESSION, USE, OR MALFUNCTION OF THIS TIGER PRODUCT.

Some states do not allow limitations as to how long an implied warranty lasts and/or exclusions of limitations of incidental or consequential damages, so the above limitations and/or exclusions of liability may not apply to you. This warranty gives you specific rights, and you may also have other rights which vary from state to state.

TIGER ELECTRONICS
INC. ®

©, TM, & © 1997 Tiger Electronics, Inc.
All rights reserved.
980 Woodlands Parkway, Vernon Hills,
Illinois 60061, U.S.A.

For more information about Tiger Electronics,
our products and special promotions,
please visit our Web Site at: www.tiger toys.com
PRINTED IN CHINA

© Disney
Based on the "Winnie the Pooh" works.
Copyright A.A. Milne and E.H. Shepard.

870070001IWTTIE-01

