

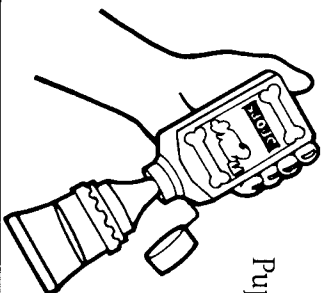
Puppy Check-Up

PLUSH

1 Give Puppy the Medicine

You can make Puppy feel all better when you give him pretend medicine. To fill the medicine bottle, remove the cap from Puppy drops refill bottle. Hold it upside down and press the tip of the medicine bottle into the refill bottle as shown below. For best results, hold the medicine bottle at an angle until it fills. Place bottle to Puppy's mouth, with the tip pointed down and press. Watch all of the pretend medicine "disappear" as Puppy takes it! After you give Puppy his medicine, check his ears or throat again. If you see another bug, then Puppy may need more medicine. And when you see a happy face, you've helped Puppy feel so much better!

Puppy Drops Refill Bottle



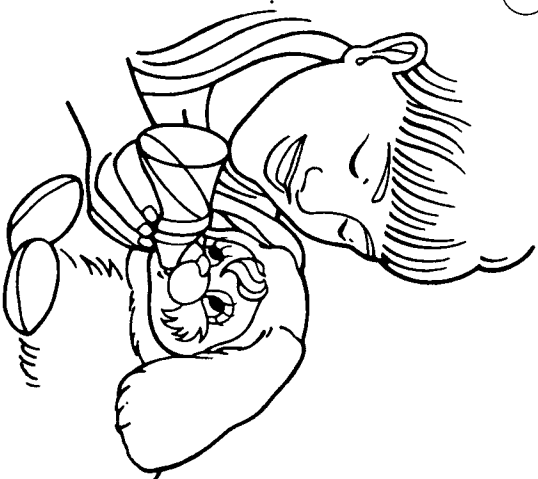
Medicine Bottle

2 Check Puppy's Heartbeat

If you have a Baby Check-Up™ Doll, you can really listen to Puppy's heart with her stethoscope. Just press the stethoscope to the heart pattern on Puppy's chest and hear his heart beating!

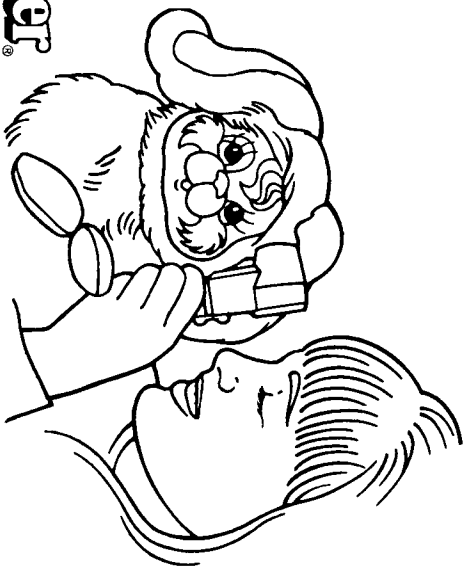
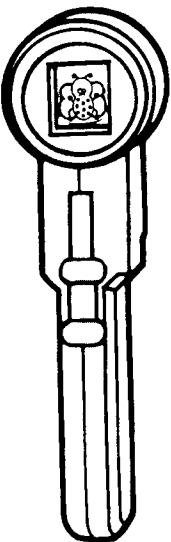
SPECIAL HINTS:

- To locate Puppy's heart, move stethoscope around over heart pattern until you hear his heartbeat.



1 Check Puppy's Ears or Throat

Hold ear/throat scope up to Puppy's ear or mouth as shown below. Slide button back with thumb until it stops and hold it there. If you see a bug, you know Puppy doesn't feel well. When the happy face appears, you know Puppy is feeling better.



Kemmer®

© 1993 Kemmer
A Division of Tonka Corporation
Cincinnati, Ohio 45202