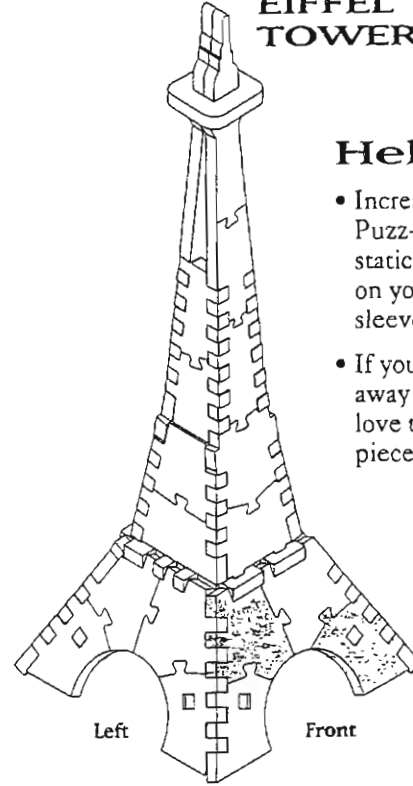
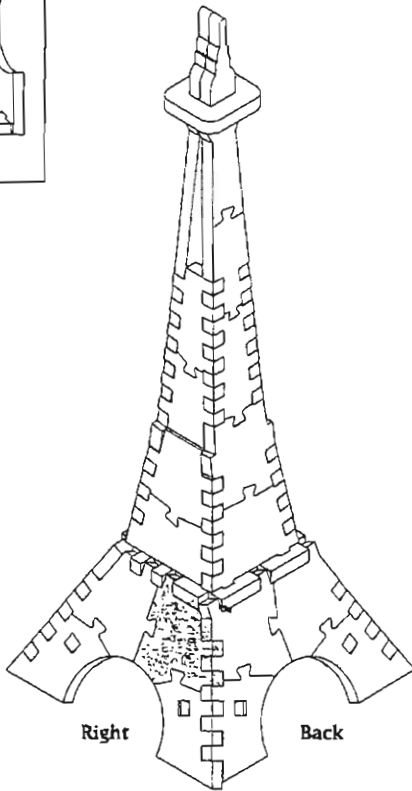
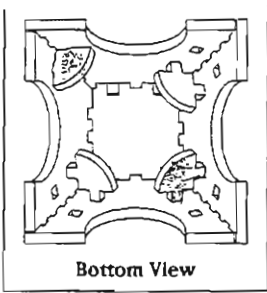


EIFFEL TOWER



Helpful Hints

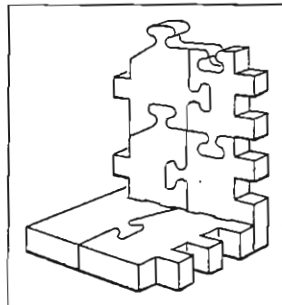
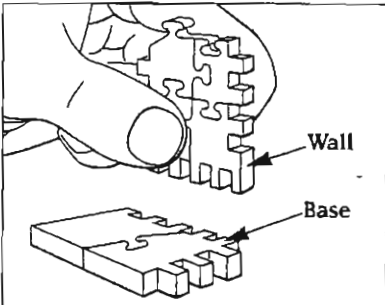
- Increased handling of your Puzz-3D does create some static cling. Keep an eye on your surroundings and your sleeves while you are working.
- If you have pets, keep them away from the puzzle. They love to play with the foam pieces. The foam is non-toxic.

Helpful Hints

- Increased handling of your Puzz-3D does create some static cling. Keep an eye on your surroundings and your sleeves while you are working.
- If you have pets, keep them away from the puzzle. They love to play with the foam pieces. The foam is non-toxic.

Important Building Information

Vertical portions of your puzzle (such as walls) fit onto the horizontal portions (floors, rooftops, etc.) as shown in the illustration below. You may find it easier to build the base of your puzzle first, then attach the puzzle wall pieces to the base.



Remember to refer to the different views of the completed puzzle on the back of your box when working on those parts of your puzzle.

The Architect of Puzz-3D

First produced in 1991, this ingenious foam puzzle was the brainchild of Paul Gallant, the founder of Wrebbit, Inc., a Canadian toy and game manufacturer. Today, Mr. Gallant and his talented staff offer a variety of Puzz-3D designs, everything from famous landmarks to imaginary places.

Designed by:

Wrebbit.



Missing Puzzle Pieces

If a piece of your Puzz-3D is missing or damaged, we will replace it. Simply indicate on this puzzle guide sheet (front and back pages) approximately where the problem is occurring. Then send this guide sheet with the area circled, along with your name, address and phone number to the address below.

If your puzzle's missing piece is not clearly shown in any of the drawings, in addition to circling the area, briefly describe which piece you need.

Consumer Service
Milton Bradley Company
443 Shaker Road
East Longmeadow, MA 01028

Within 2 to 4 weeks you will receive the required piece(s).