



Ages 8+  
65544/65782 Asst.

## Cookerator™ Refill Pack

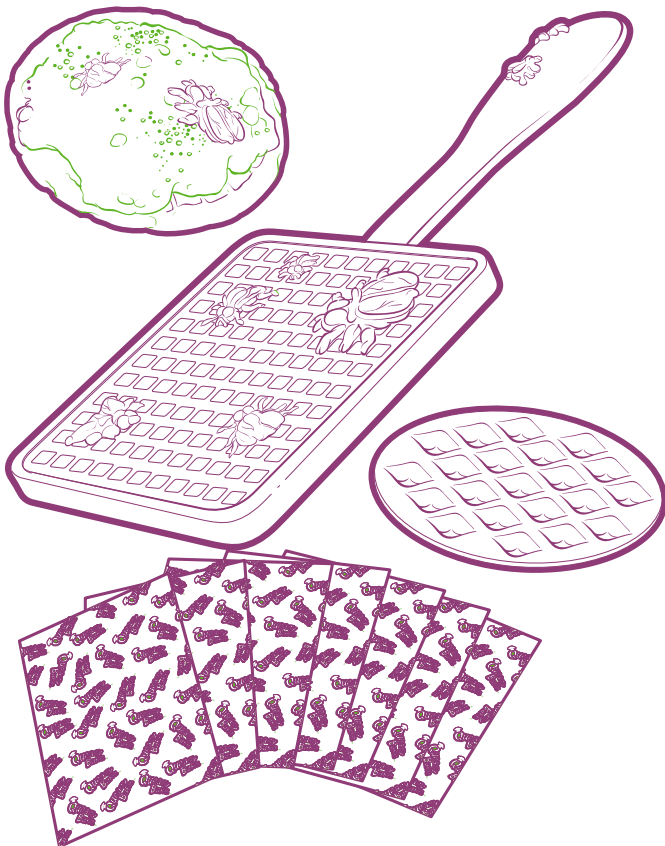
### Queasy Snacks™

## AWFUL WAFFLE™

*Fly-infested treats with Goopy Green™ syrup and fizzing foam!*

Thank you for purchasing this QUEASY BAKE COOKERATOR Refill Pack! For maximum enjoyment of this product, be sure to follow all instructions carefully.

**Parents Please Note:** Before using product, wash parts in warm, soapy water and rinse thoroughly. Do not use a dishwasher to clean. Mixes can also be used in your kitchen oven (bake at 375°).



#### This set includes:

- 1 AWFUL WAFFLE mix
- 1 GOOEY GREEN Syrup mix
- 1 BLACK FLY mix
- 1 packet of FEASTING FRUIT FLIES nonpareils
- 1 FIZZIN' FUN powder A
- 1 FIZZIN' FUN powder B
- 1 fly swatter/bug mold
- 1 baking pan
- 1 waffle insert

#### You will also need:


- mixing bowl
- teaspoon
- nonstick cooking spray
- small cup

## CREATE AN AWFUL WAFFLE!

### Make the **BLACK FLY** Candies...

- Spray fly swatter/bug mold with nonstick cooking spray.

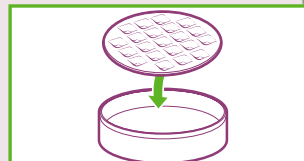
1. Pour contents of **BLACK FLY** mix into a mixing bowl. Add 4 1/2 teaspoons of warm water and stir until dissolved.
2. Pour mixture into fly swatter/bug mold. Place in refrigerator for 20 minutes to set.



### Bake the Waffle...

- Makes one waffle
- Preheat **QUEASY BAKE COOKERATOR** oven for 15 minutes.
- Spray baking pan and waffle insert with nonstick cooking spray.

1. Place waffle insert metal pan insert into **QUEASY BAKE COOKERATOR** oven round baking pan.
2. Pour contents of waffle mix packet into mixing bowl. Add 3 teaspoons of water and mix with a spoon until smooth.
3. Slowly pour batter into baking pan and spread evenly.
4. Use pan pusher to insert pan into **QUEASY BAKE COOKERATOR** oven. Be sure to insert pan far enough so that metal door closes. Bake in **COOKERATOR** oven for 12-15 minutes.
5. When baking time is complete, use other end of pan pusher to push baking pan all the way through to cooling chamber. Allow cake to cool in cooling chamber for 12 minutes, then carefully remove pan from oven with pan pusher. When cool, remove **WAFFLE** from pan.



## Stir Up the Syrup and Fizzing Foam...

Pour contents of GOOEY GREEN SYRUP mix into a mixing bowl. Add 6 teaspoons of water and stir thoroughly.



Pour contents of FIZZIN' FUN powder A and B packets into a small, dry cup and stir to mix.




## Combine ingredients for an **AWFULLY Good Waffle Treat!**

Pour the GOOEY GREEN SYRUP over waffle. Sprinkle the FIZZIN' FUN mixture on top and stir until it fizzes. Remove the BLACK FLY candies from the refrigerator and add them to the waffle. Pour on the FEASTING FRUIT FLIES. Serve your icky-looking taste treat on the fly swatter!

**It looks yucky...but tastes yummy!**





If you have any questions, comments, or need additional information concerning this product or its parts, please call our Hasbro Consumer Affairs hotline at 1-800-327-8264, Monday through Friday during business hours (Eastern Time).

Make other gross-looking, great-tasting recipes with QUEASY BAKE brand refill mixes!

### **BEDBUG™ CAKE**

Creepy chocolate cake topped with Oozin' Icing™ and bubble-gum flavored bugs!

### **MARTIAN INVASION™ COOKIES**

Extra terrestrial treats with Eerie Eyes™ candy you can eat!

### **BLACK WIDOW SPIDER™ CAKE**

Creepy snack with chocolate spider legs and a color-change surprise!

### **TOE DOUGH™ COOKIES**

Tasty treats topped with orange-flavored Sweaty Socks Jam™!

