

# Queasy Bake™

Recipe Book  
& Instructions


Ages 8+  
65781

## Mixerator™

Create gross-looking, great-tasting drinks!

Thank you for purchasing the Queasy Bake™ Mixerator™! For maximum enjoyment of this product, be sure to follow all instructions carefully.

Requires 2 "C" alkaline batteries (not included). Phillips screwdriver required (not included) for battery installation



### This set includes:

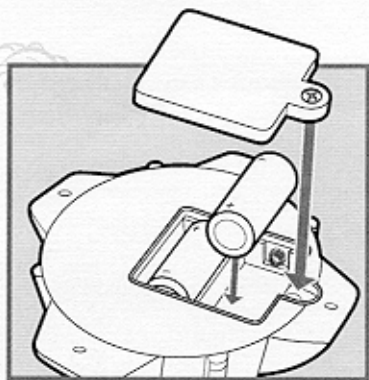
- Queasy-Bake™ Mixerator™ (pitcher, base, impeller, spider paddle, collar)
- 1 Sewer Sludge 'n Trash Mix,
- 1 Color Change Mix A packet
- 1 Color Change Mix B packet
- drinking cup.
- label

### You will also need:

- 1 cup of milk
- measuring cup

## TO INSTALL BATTERIES

Use a Phillips screwdriver to loosen screw in battery compartment door (screws remain attached to door). Remove door. Insert 2 "C" alkaline batteries as indicated. Replace door and tighten screw.


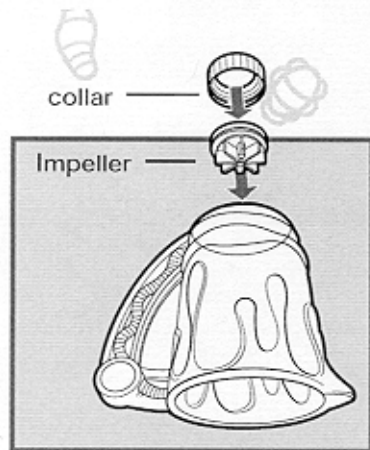


## ⚠ CAUTION: TO AVOID BATTERY LEAKAGE

- 1) Be sure to insert the batteries correctly and always follow the toy and battery manufacturers' instructions;
- 2) Do not mix old and new batteries or alkaline, standard (carbon-zinc) or rechargeable (nickel-cadmium) batteries;
- 3) Always remove weak or dead batteries from the product.

## TO ASSEMBLE

1. Turn pitcher upside down and place impeller into bottom as shown. Screw collar onto bottom of pitcher.
2. Turn pitcher right side up and insert posts on spider paddle into 2 holes in impeller. Fit pitcher into base. Peel and apply label as shown on the package.




Wash all Queasy Bake™ parts with soap and water and dry thoroughly before first use.

## CREATE A SEWER SLUDGE SHAKE™

1. Pour 1 cup of milk into pitcher
2. Add contents of Color Change Mix A packet...watch the milk change color!
3. Fit cover onto pitcher. Press button for about 10 seconds to blend mixture.
4. Remove cover and add contents of Color Change Mix B packet. Cover pitcher, then press button for about 10 seconds for a different color-change surprise!
5. Remove cover and add contents of Sewer Sludge 'n Trash Mix packet. Cover pitcher, then press button for an gross-looking treat that's taste great!





Look for Queasy Bake™ brand mixes and accessories!

If you have any questions, comments, or need additional information concerning this product or its parts, please call our Hasbro Consumer Affairs hotline at 1-800-327-8264, Monday through Friday during business hours (Eastern Time).

Product and colors may vary.  
Mixes manufactured for Hasbro, Inc.  
© 2002 Hasbro. All Rights Reserved.  
® denotes Reg. U.S. Pat. & TM Office.  
65781 P/N 6158050000

**QUEASYBAKE.COM**  
FOR NEW PRODUCTS AND OFFERS

