



## CAUTION:

Hair entanglement may result if child's hair comes in contact with moving parts of toy. Adult supervision is required.


AGES 4+

73800

73801

# Radical Rollin' Rachel™

Thank you for purchasing this HASBRO toy! For maximum play value, be sure to read and follow instructions carefully.



Requires 6 x 1.5V "AA" alkaline batteries and 1 x 9V/ alkaline battery (not included).

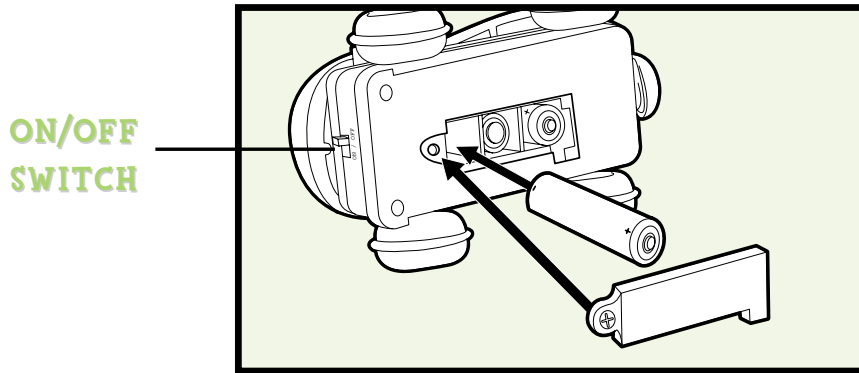
Phillips/cross head screwdriver (not included) needed to insert batteries.

Recommended for indoor use only.

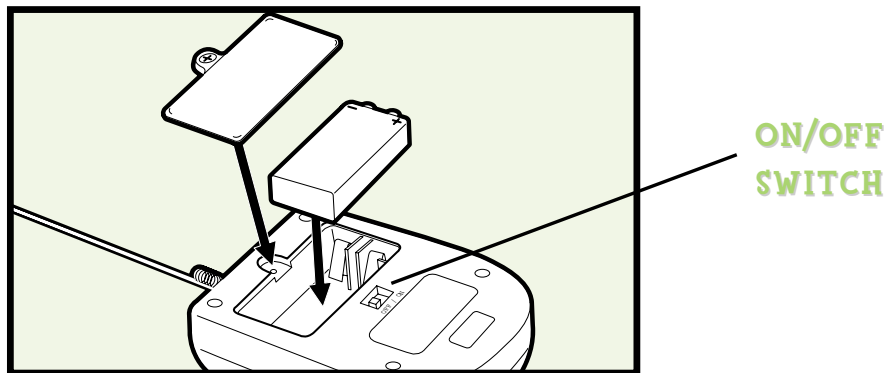
## TO REPLACE BATTERIES

Use a Phillips screwdriver to loosen screw in battery compartment door (screw remains attached to door). Remove door and remove old batteries. Insert fresh batteries:

**DOLL:** Insert 6 fresh x 1.5V "AA" alkaline batteries.



**RADIO CONTROL UNIT:** Insert 1 fresh 9V battery.



Replace door and tighten screw.



### **CAUTION: TO AVOID BATTERY LEAKAGE**


- 1) Be sure to insert the batteries correctly and always follow the toy and battery manufacturer's instructions.
- 2) Do not mix old and new batteries or alkaline, standard (carbon-zinc) or rechargeable (nickel-cadmium) batteries.
- 3) Always remove weak or dead batteries from the product.

## TO PLAY

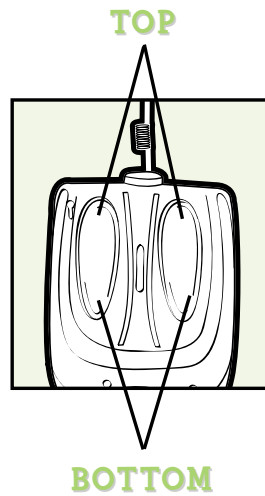
Your RADICAL ROLLIN' RACHEL doll comes with a radio-control unit shaped like a backpack. When using the r/c unit, make sure that you hold it with the antenna pointing **away** from you.

You can control the doll's movements by pushing the 2 rocker switches on the r/c unit. The button on the left-hand side moves her left foot; the button on the right controls her right foot.

Press the **TOP** of the rocker switch to make the doll's foot move forward.



Press the **BOTTOM** of the switch to move the foot backward.



Now you're ready to make your RADICAL ROLLIN' RACHEL doll skate in lots of fun ways! She can...

### GLIDE FORWARD!

Press the top of both rocker switches **together** and the doll will move forward in a gliding motion. Press the bottom of both switches together and she'll move backward in a gliding motion.

### WALK BACK AND FORTH!

Press the top of both switches **alternately** and the doll will move forward in a walking motion. Press the bottom of both switches alternately and she'll move backward in a walking motion.

### SKATE IN A CIRCLE!

Press the top or bottom of **one** rocker switch and the doll will skate in a circle. Press the other end of the same switch and she'll move in the opposite direction.

### SPIN 'ROUND AND 'ROUND!

Press the **top of one switch** and the **bottom of the other** and the doll will spin. Press the opposite end of each switch to make her spin in the other direction.

## FCC Statement

This device complies with part 15 of the FCC Rules. Operation is subject to the following two conditions:

- (1) This device may not cause harmful interference, and
- (2) This device must accept any interference received, including interference that may cause undesired operation.

Changes or modifications to this unit not expressly approved by the party responsible for compliance could void the user's authority to operate the equipment.

