

STAR WARS™

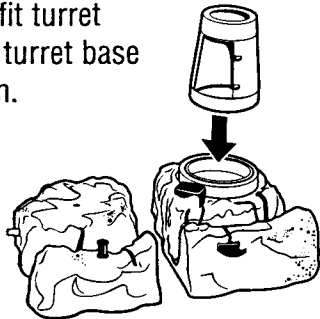
THE POWER OF THE FORCE

HOTH BATTLE™ with ROTATING GUN TURRET and SHOOTING LASER!


INSTRUCTIONS

ASSEMBLY REQUIRED.


1. Snap fit turret tower to turret base as shown.




2. Snap fit turret door to turret tower as shown.




3. Snap fit turret top to turret tower as shown.



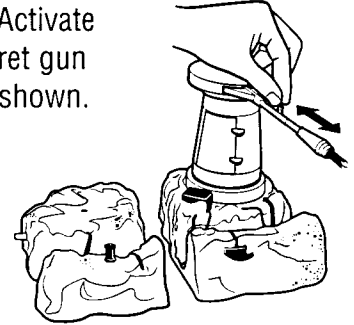
4. Snap fit turret hatch door to turret top as shown.




5. Snap fit turret gun to turret top as shown.



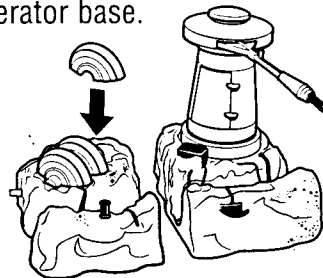
6. Activate turret gun as shown.




7. Place main generator on generator base as shown.



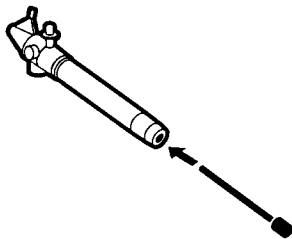
8. Place side generator to generator base.



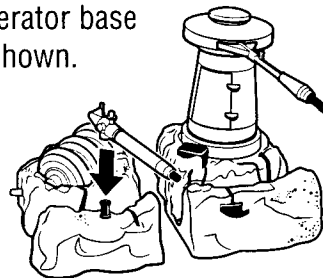
9. To simulate battle damage to generator, press lever as shown.



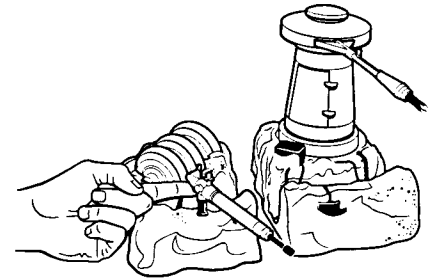
10. Load missile into trench gun as shown.



11. Press trench gun to generator base as shown.



12. Press trigger to fire.



Kenner

Product and colors may vary.
TM & © 1997 Lucasfilm Ltd. Used Under Authorization. KENNER® is a registered trademark of Hasbro, Inc. ©1997 Hasbro, Inc., Pawtucket, Rhode Island 02862 USA. All Rights Reserved.
© denotes Reg. U.S. Pat. & TM Office.
MADE IN CHINA.