

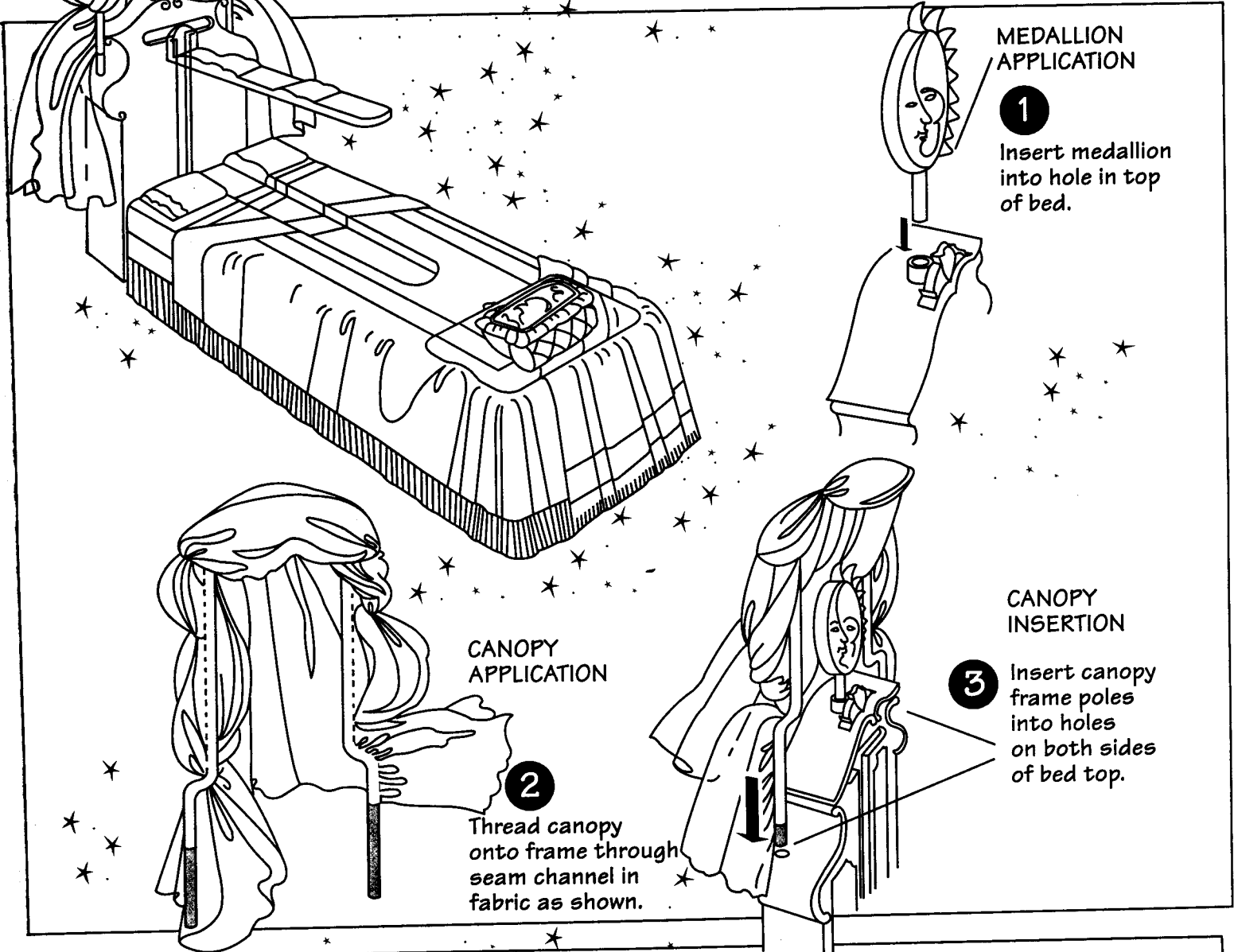
Sabrina The Teenage Witch™

BEDTIME SABRINA INSTRUCTIONS



WARNING:

CHOKING HAZARD - Small parts.
Not for children under 3 years.



MEDALLION APPLICATION

1

Insert medallion into hole in top of bed.

CANOPY APPLICATION

2

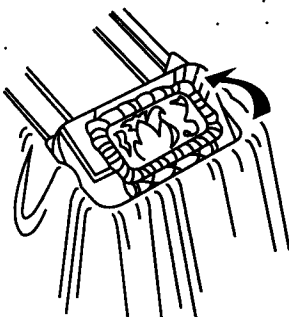
Thread canopy onto frame through seam channel in fabric as shown.

CANOPY INSERTION

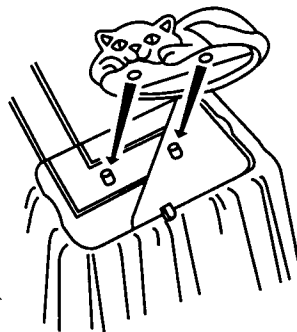
3

Insert canopy frame poles into holes on both sides of bed top.

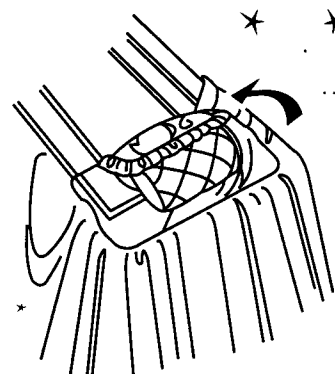
PLACING SALEM THE CAT




Flip pillow over at foot of bed



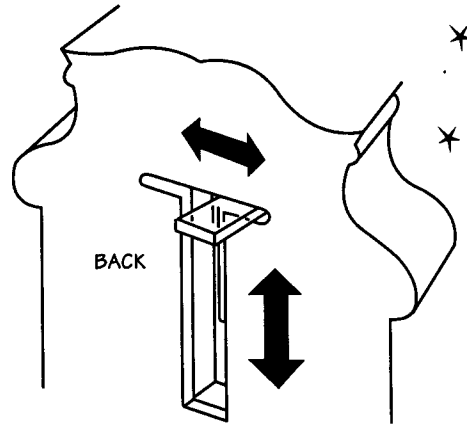
Place the cat on the pegs as shown.



Then flip it over again to hide the cat.



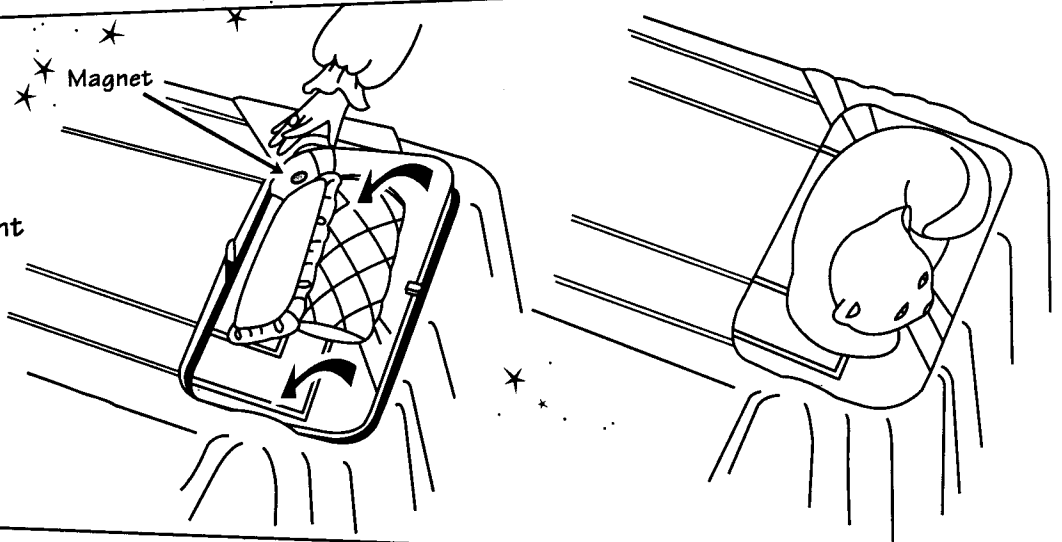
TO MAKE SABRINA LEVITATE... slide clear plastic bar down back of doll. There is a fabric pocket that will hold her on the bar.



Lever pushes up or down to adjust levitation.


When lever is up, push to left or right on back of bed to hold in place.

MAKE SALEM THE CAT MAGICALLY APPEAR... by moving Sabrina's right hand over the corner of the pillow.



GLOW IN THE DARK EYES

After Salem The Cat is exposed to light, his eyes glow in the dark.



Expose cats eyes to light...



so eyes will glow in the dark.

Kenner®

KENNER® is a trademark of Hasbro, Inc. Distributed by Hasbro, Inc., Pawtucket, Rhode Island 02862, USA.

MADE IN CHINA

™ Archie Comic Publications, Inc.
© 1997 Viacom Productions Inc.
All Rights Reserved.
Hasbro Toys,
Authorized User.

539558.00