


SCRABBLE[®]
 CROSSWORD GAME

CONTENTS:

Four 2-sided gameboards
(8 gameboard grids),
180 letter tiles.



The First Time You Play

Unfold the cardboard sheets and carefully remove the letter tiles. Discard the waste.

About the Gameboards

Sesame Street Scrabble offers 8 fun gameboard grids specially designed to help your child develop letter-matching and word-building skills.

Each grid features a different Sesame Street character, and several words in Scrabble (crossword) form. Take a look at Big Bird's gameboard grid, below, as you read about the two kinds of words on the grid.

Spelled-out words: These words show a letter in every square (FLOWER, BENCH, GRASS, FIVE, CLOUDS).

Some spelled-out words read across, others read down. Each word shows a picture near the first letter, to help your child identify the word he or she is spelling.



Hidden words:

These words show one or more blank blue squares (LEAF, WASP, ROCK, SEEDS). Each hidden word reads across and has a "hint square" with its picture and name to the left.

Letter-matching Activity



For Younger Players

OBJECT

Match letter tiles to spelled-out words on the gameboard grids.

SPECIAL MESSAGE TO PARENTS

This is a simple letter-matching activity for young children ready to learn letters. Your child will need your help (and patience) to know which letters he or she is matching.

Also, your child may not be familiar with all of the words on the grid. It's important to take the time to answer questions, and to pace the play to the child's specific abilities.

GETTING READY

1. Turn all of the tiles letter-side up and spread them out.
2. Choose any one of the 8 gameboard grids, and place it in front of you and your child.

MATCHING LETTERS

Choose any spelled-out word on the grid, and ask your child to identify the word by its picture. NOTE: Ignore the hidden words—they're used only in the Race Game for older players.

Ask your child to find and place a letter tile that matches the first letter of the word. Do the same for all other letters in the word, in sequence.

Hint Square (for hidden words)


ROCK is a hidden word.

FIVE is a spelled-out word.

	F			B	E	N	C	H
L				G				L
O				R				O
W				A		I		U
E				S		V		D
R				S		E		S

When your child has completed the word, ask him or her to match letter tiles to another word.

Keep going until all spelled-out words on the grid are complete. Ready for more letter-matching? Choose another gameboard grid!



Race Game

For 2 to 4 Older Players

OBJECT

Be first to match letter tiles to all spelled-out words *and hidden words* on your gameboard grid.

SPECIAL MESSAGE TO PARENTS

This game is for players with letter-matching skills who are ready to start building words. Up to four can play, each using his or her own gameboard grid. Players race to match letter tiles to *all* words on the grid, including hidden words!

Before playing, your child will need to understand how to match letter tiles to hidden words. You may also want to review the words with your child before the game starts.

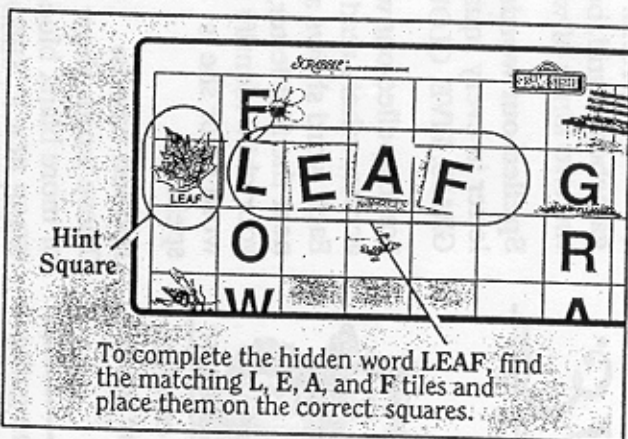
GETTING READY

1. Turn all of the tiles letter-side up and spread them out.
2. Choose a gameboard grid and place it in front of you. All players do the same.

HOW TO PLAY

Start the game by saying: "One, two, three—GO!"


- On the count of "GO!" all players *at the same time* quickly find and place letter tiles on their gameboard grids. Here's how to complete words on your grid:
 - To complete each spelled-out word, place a matching letter tile on each letter.
 - To complete each hidden word, look at the hint square to see how the word is spelled. Then find and place the matching letter tiles on all the squares, including blue squares. See the example below.
- NOTE: Ignore any square that already has a letter tile on it.



To complete the hidden word LEAF, find the matching L, E, A, and F tiles and place them on the correct squares.

HOW TO WIN

Keep going until one player has correctly completed all of the words on his or her grid and shouts, "Done!" This player wins!



©1992 Children's Television Workshop. Jim Henson's Sesame Street Muppet characters ©1992 Jim Henson Productions, Inc. Sesame Street and the Sesame Street sign are trademarks and service marks of the Children's Television Workshop.

©1992 Milton Bradley Company. All Rights Reserved. 4331