

Silly Friends™


The funniest, cuddliest friends you've ever heard!

INSTRUCTIONS

ASSORTMENT 5307

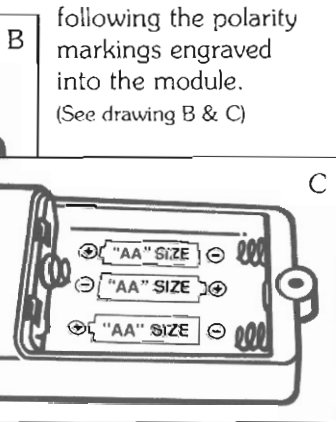
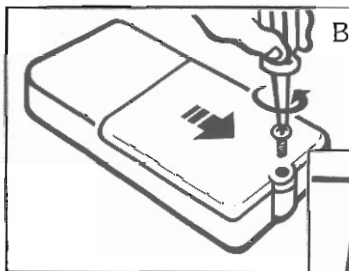
Silly Friends operate with three "AA" batteries. Batteries should be inserted by an Adult. Alkaline batteries are recommended for longer life.

1. To insert batteries, remove the sound module from the Silly Friend. (See drawing A)




A

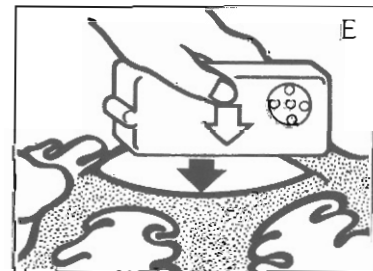
2. Use a Philips head screwdriver to loosen the screw on the battery door. Insert the three "AA" batteries, following the polarity markings engraved into the module. (See drawing B & C)



4. Replace the module into the Silly Friend, with the arrow facing you, but pointing down, and seal the opening with the fabric closure. (See drawing E)



3. Replace the battery door cover and tighten the screw on the battery door. Test the batteries by shaking the module up and down. You should hear the animal sound. (See drawing D)



90 DAY LIMITED WARRANTY

Tiger Toys warrants to the original consumer purchaser of Silly Friends™ that the product will be free from defects in material or workmanship for 90 days (unless otherwise specified in alternate warranties) from the date of purchase. If defective, return the product along with proof of the date-of-purchase, postage prepaid to Tiger Electronic Toys, 980 Woodlands Parkway, Vernon Hills, IL60061, USA for replacement or refund at our option. This warranty gives you specific legal rights, and you may also have other rights which vary from state to state. This warranty does not cover damage resulting from accident, misuse or abuse. Valid only in U.S.A.