



Over 18 months - 5 1/2 years  
34640

# Sit 'n Spin<sup>®</sup>

Thank you for choosing this **PLAYSKOOL** brand toy!

**List of Parts: 2 screws, post, base and wheel.**


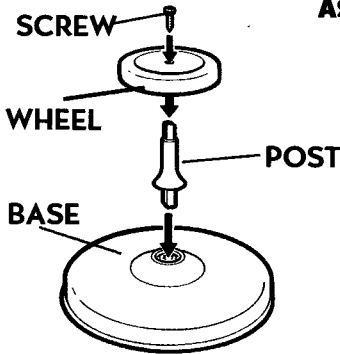
**Phillips screwdriver required for assembly (not included). This product uses #10 (3/4") Phillips head sheet metal screws. Replacement screws, if needed, are available at most hardware stores.**



## CAUTION:

This product contains small parts which are necessary for assembly. Prior to and during assembly of product, keep small parts out of children's reach. Small parts pose a choking hazard to children under 3 years.


### ASSEMBLY



1. Remove screws that are attached to the bottom of the base. Push wide end of post into the top of the base. Fasten wheel to post with screw.
2. Flip assembly upside down, and push down on the base until the post touches the bottom of the base. Fasten post to the base of the screw.

**Adult  
Assembly  
Required.**

3. Flip over and attach label as illustrated.



**Note: Be sure to check that all assembled parts are securely attached before using this toy.**