



**WARNING:**

CHOKING HAZARD - Small parts.  
Not for children under 3 years.

**Ages 5 & Up**

**10356**

# 3-D Figure Painter

*Parental assistance required for assembly. No tools necessary.*

**THESE INSTRUCTIONS ARE FOR BOTH SMALL SOLDIERS 3-D FIGURE PAINTER SETS.**

**The Chip Hazard™ set includes**


6 character parts, machine gun, grenade, radio, paint, paintbrush, base and instructions.

**The Archer™ set includes**

6 character parts, bow, quiver, knife, paint, paintbrush and base.

PAINT NET WT. 1 FL. OZ. (29 ml. e).

Thank you for choosing this 3-D Figure Painter set, which allows you to use your imagination and artistic skills to create a Small Soldiers battle figure. For maximum enjoyment of this product, be sure to follow all instructions carefully. If you have any questions, comments, or need additional information concerning this product or its parts, please call our Hasbro Consumer Affairs hotline at 1-800-327-8264, Monday through Friday during business hours (eastern time).



**Archer™**

**Chip Hazard™**

**HASBRO**  
®

## **TO CREATE A SMALL SOLDIERS SCENE...**

It is recommended that you create your scene in this order:

- 1.** Assemble the soldier.
- 2.** Paint the soldier and base.
- 3.** After the paint is dry, fit the soldier onto the base.

## **To Assemble...**

### **Character Parts:**

Insert tip of post into hole and twist clockwise while pushing parts together.

Continue to twist until the post is fully inserted in the hole.

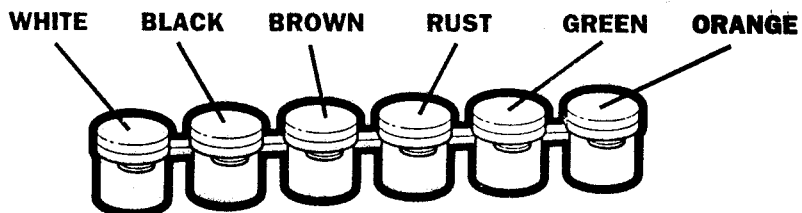
### **Accessories:**

Press post on accessory into hole in figure.

### **Painting Tips:**

- Be sure to protect your clothing with an apron, and your work area with old newspapers.
- Paint will not wash off once it has dried. Paint spills and spatters should be wiped immediately with a damp paper towel.
- When choosing colors to paint your scene, you may refer to the photo on the front of the package. Of course, you can paint your scene using any colors you wish.
- Be sure you have a cup of water handy for rinsing the brush and painting.
- Use a separate container to mix paints.
- To add textures and special effects to your scenes, use a cotton ball or dry paintbrush to blot or dab paint. A cotton ball can also be used to apply or remove paint.
- Paints can be mixed to create a variety of colors. For example, mixing black and white will produce gray.

### **PAIN T COLORS FOR ARCHER™**



# ARCHER™

## Suggested colors:

HAIR/BEARD/EYEBROWS/TOP OF CROSS-BOW - **Brown.**

KNIFE BLADE/MEDALLION/  
ARROWS/QUIVER TOP- **Light gray (mix white with a touch of black).**

BONES ON HEAD &  
KNEEPADS/TEETH/EYES/TOENAILS - **White (add a dot of black for eyes.)**

SHOULDER STRAPS/ARM-BANDS - **Rust.**

FOREARM - **Rust bands.**

ARROW FEATHERS/SHIN  
GUARDS/KNEE PADS/KNIFE  
HANDLE - **Olive (green with a touch of black).**

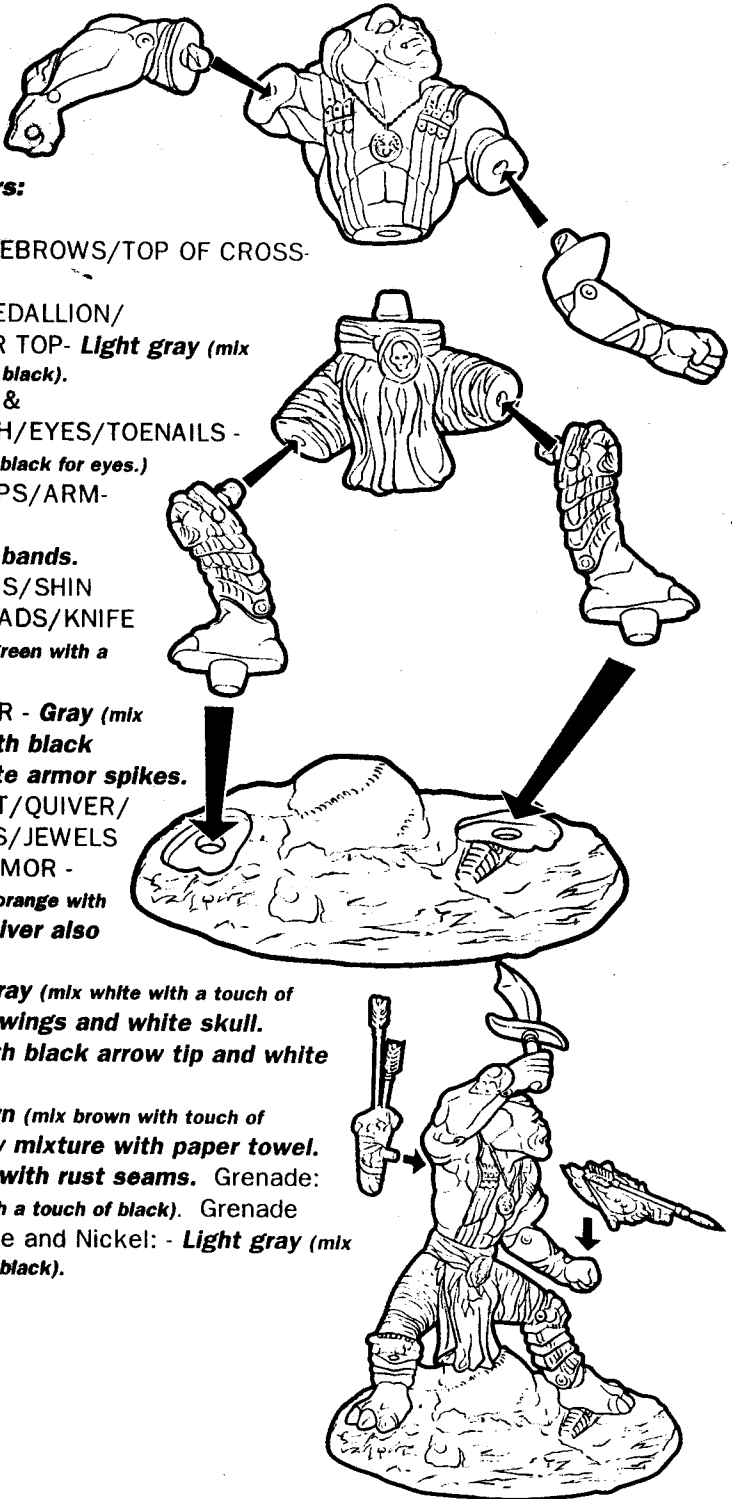
FOREARM ARMOR - **Gray (mix black and white), with black emblem, and white armor spikes.**

LOIN CLOTH/BELT/QUIVER/  
KNEEPAD JEWELS/JEWELS  
ON FOREARM ARMOR - **Rust orange (mix orange with a touch of rust). (Quiver also has rust bands).**

BUCKLE - **Light gray (mix white with a touch of black), with black wings and white skull.**

BOW - **Brown, with black arrow tip and white skull.**

BASE - **Dark brown (mix brown with touch of black); note: apply mixture with paper towel.** Baseball: **white, with rust seams.** Grenade: **Olive (mix green with a touch of black).** Grenade safety lever, Bottle and Nickel: - **Light gray (mix white with a touch of black).**



## PAINT COLORS FOR CHIP HAZARD™

WHITE    BLACK    RED    GREEN    DARK YELLOW    SILVER



## CHIP HAZARD™

### Suggested colors:

HAIR - *Light gray (mix white with a touch of black).*

EYES - *White, with a dot of black.*

VEST - *Dark yellow. Add dark patches by mixing dark yellow with a touch of black and red.*

DOG TAG - *Silver.*

T-SHIRT - *Gray (mix black and white).*

SLEEVES - *Green, with streaks of black.*

GLOVES - *Black.*

GUN (IN HAND)/KNIFE BLADE - *Silver.*

KNIFE HANDLE/BELT/ BELT PACK/ LEG PACK/LEG STRAP/LEG HOLSTER - *Brown (mix green with a touch of dark yellow).*

BELT BUCKLE - *Red, with white skull.*

PANTS - *Green, with streaks of black.*

BOOTS/ SPEAKER (ATTACHED TO BOOT) - **BLACK**

*(For gray soles, mix black and white.)*

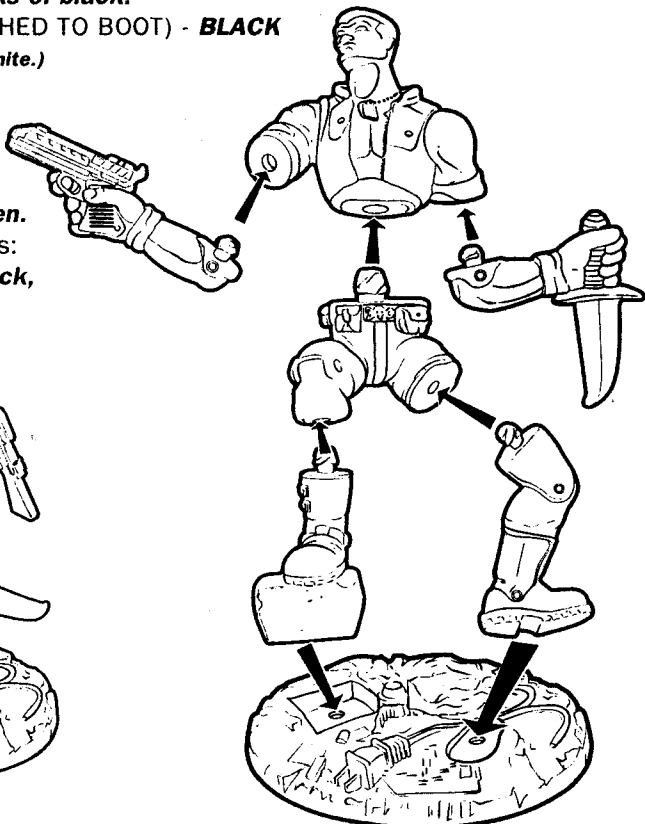
MACHINE GUN - *Black.*

RADIO - *Silver.*

GRENADE - *Green, with silver on top.*

BASE - Circuit board: *green.*

Round speaker and circuits: *silver.* Electrical cord: *Black, with silver on prongs.*



CONFORMS TO ASTM D-4236

Hasbro is a trademark of Hasbro, Inc.

® and © 1998 Hasbro, Inc., Pawtucket, Rhode Island 02862 USA.

Small Soldiers™ and © 1998 Universal City Studios, Inc. DreamWorks and Amblin Entertainment.

PAINTS MADE IN USA. ALL OTHER COMPONENTS MADE IN CHINA.

10356 Asst. P/N 47921500