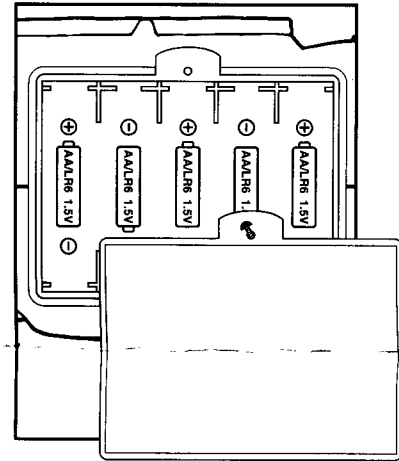


## INSERTING THE BATTERIES

THE CHIP HAZARD™ ANIMATED ROOM ALARM REQUIRES 5 "AA"/LR6 BATTERIES.

### INSTALLATION & REPLACEMENT:

CAREFULLY LOOSEN THE BATTERY DOOR SCREWS AND REMOVE THE BATTERY DOOR. INSTALL OR REPLACE THE BATTERIES AND ORIENT TO "+" AND "-" AS INDICATED. REPLACE THE BATTERY DOOR AND CAREFULLY TIGHTEN THE SCREWS. DO NOT OVER TIGHTEN AS THIS MAY CAUSE DAMAGE.



### TO ENSURE PROPER FUNCTION :

DO NOT MIX OLD AND NEW BATTERIES.  
DO NOT MIX ALKALINE, STANDARD OR RECHARGEABLE BATTERIES.

BATTERY INSTALLATION SHOULD BE DONE BY AN ADULT.  
NON-RECHARGEABLE BATTERIES ARE NOT TO BE RECHARGED.

RECHARGEABLE BATTERIES ARE TO BE REMOVED FROM THE TOY BEFORE BEING CHARGED ( IF REMOVABLE ).

RECHARGEABLE BATTERIES ARE ONLY TO BE CHARGED UNDER ADULT SUPERVISION ( IF REMOVABLE ).

ONLY BATTERIES OF THE SAME OR EQUIVALENT TYPE AS RECOMMENDED ARE TO BE USED.

BATTERIES ARE TO BE INSERTED WITH THE CORRECT POLARITY.

EXHAUSTED BATTERIES ARE TO BE REMOVED FROM THE TOY.  
THE SUPPLY TERMINALS ARE NOT TO BE SHORT-CIRCUITED.


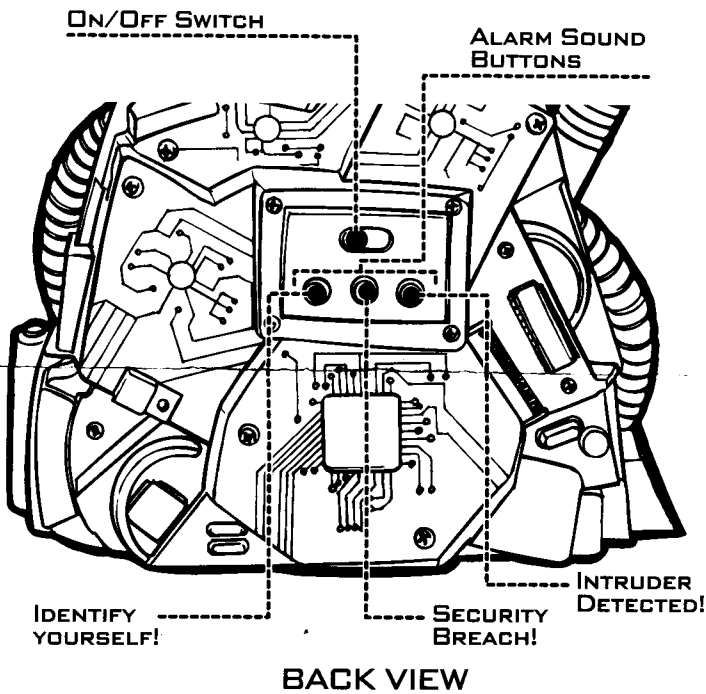


**CHIP HAZARD™**  
ANIMATED ROOM ALARM

## INSTRUCTIONS

### CONTROL GUIDE

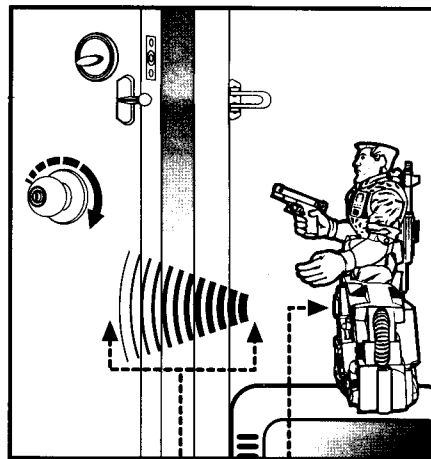
#### CHIP HAZARD™ ANIMATED ROOM ALARM



### OPERATION INSTRUCTION

#### SETTING UP:

YOUR CHIP HAZARD™ ANIMATED ROOM ALARM IS DESIGNED TO DETECT VERY SMALL CHANGES IN HEAT. IT IS IMPORTANT TO KNOW THAT THE HEAT SENSOR IS SET UP TO DETECT INTRUDERS THAT APPROACH DIRECTLY TO THE SIDE OF THE ALARM UNIT, NOT TO THE FRONT. YOU CAN STAND CHIP HAZARD™ ON ANY FLAT SURFACE. ROTATE CHIP HAZARD™ SO THAT HIS SENSOR LENS FACES THE DIRECTION DESIRED FOR THE INTRUDER DETECTION AREA. SEE THE DIAGRAMS BELOW TO FURTHER UNDERSTAND HOW TO POSITION YOUR ALARM UNIT.

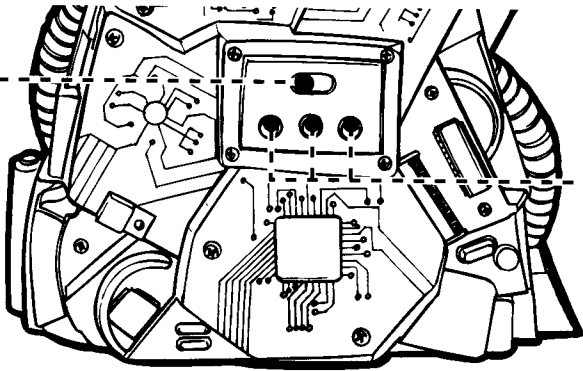


INTRUDER  
DETECTION  
AREA

SET ON TABLE OR OTHER FLAT SURFACE. TURN SO THE HEAT SENSOR LENS ON THE FRONT OF THE UNIT FACES DESIRED INTRUDER DETECTION AREA.

## ALARM :

SWITCH THE ALARM "ON" WITH THE "ON/OFF" SWITCH LOCATED ON THE BACK OF THE ALARM UNIT. THE RED ALARM INDICATOR LIGHTS WILL SHOW SOLID RED WHEN SWITCHED ON AND THE ALARM IS NOW SET. DON'T FORGET TO TURN THE ALARM OFF WHEN NOT IN USE TO PRESERVE YOUR BATTERY LIFE.



BACK VIEW

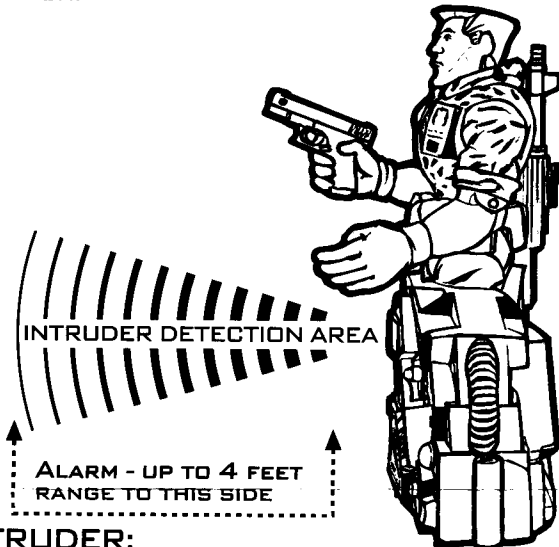
## SOUND:

SELECT ONE OF THE BUILT-IN ALARM SOUNDS BY PUSHING A SOUND SELECTOR BUTTON (1) "IDENTIFY YOURSELF!" (2) "SECURITY BREACH!" OR (3) "INTRUDER DETECTED!". YOU WILL HEAR A BRIEF SAMPLE OF THE SOUND YOU HAVE SELECTED. YOU CAN CHANGE YOUR MIND IF YOU WANT, AS ONLY THE LAST SOUND SELECTED/SAMPLED WILL BE HEARD IN CASE OF AN INTRUDER.

## INSTRUCTIONS CONTINUED

### NOTE:

YOU CAN PUT YOUR ALARM ON A SHELF OR TABLE BUT IF YOU LAY IT FLAT ON ITS BACK, IT WILL SEVERELY REDUCE THE INTRUDER DETECTION RANGE. FOR BEST RESULTS, STAND THE ALARM UP, CLOSE TO THE EDGE OF ANY FLAT SURFACE AND TURN IT TO THE DESIRED DETECTION DIRECTION.



### INTRUDER:

AN INTRUDER ENTERING THE INTRUDER DETECTION AREA (UP TO 4 FEET RANGE TO THE SIDE, SEE ABOVE) WILL TRIP THE ALARM. THE SELECTED ALARM SOUND WILL BE HEARD. THE SOUND WILL THEN STOP AND THE ALARM WILL RESET ITSELF AND BE READY FOR THE NEXT INTRUDER. CHIP HAZARD™ WILL TELL YOU "PERIMETER SECURE" TO LET YOU KNOW HE IS READY TO DETECT THE NEXT INTRUDER.

### NOTE DETECTION AREA DIRECTION:

ROTATE THE ALARM TO THE DESIRED POSITION TO CUSTOMIZE THE DIRECTION OF THE INTRUDER DETECTION AREA. WHILE SITTING ON A TABLE OR FLAT SURFACE, JUST POINT THE LENS IN THE DESIRED DIRECTION. A FEW TRIAL ACTIVATIONS WILL HELP YOU DECIDE UPON THE DIRECTION THAT IS JUST RIGHT. NOTE THAT THE DETECTION AREA EXTENDS TO THE SIDE OF THE ALARM AS INDICATED ABOVE AND DOES NOT DETECT INTRUDERS APPROACHING DIRECTLY FROM THE FRONT OR FROM THE OTHER SIDE.

## 90-DAY LIMITED WARRANTY

TIGER ELECTRONICS, LTD. (TIGER) WARRANTS TO THE ORIGINAL CONSUMER PURCHASER OF THIS PRODUCT THAT THE PRODUCT WILL BE FREE FROM DEFECTS IN MATERIALS OR WORKMANSHIP FOR 90 DAYS FROM THE DATE OF ORIGINAL PURCHASE. THIS WARRANTY DOES NOT COVER DAMAGES RESULTING FROM ACCIDENT, NEGLIGENCE, IMPROPER SERVICE OR USE OR OTHER CAUSES NOT ARISING OUT OF DEFECTS IN MATERIALS OR WORKMANSHIP.

DURING THIS 90-DAY WARRANTY PERIOD, THE PRODUCT WILL EITHER BE REPAIRED OR REPLACED (AT TIGER'S OPTION) WITHOUT CHARGE TO THE PURCHASER, WHEN RETURNED WITH PROOF OF THE DATE OF PURCHASE TO EITHER THE DEALER OR TO TIGER.

PRODUCT RETURNED TO TIGER WITHOUT PROOF OF THE DATE OF PURCHASE OR AFTER THE 90-DAY WARRANTY PERIOD HAS EXPIRED, BUT PRIOR TO ONE YEAR FROM THE ORIGINAL DATE OF PURCHASE, WILL BE REPAIRED OR REPLACED (AT TIGER'S OPTION) FOR A SERVICE FEE OF U.S.\$13.00. PAYMENTS MUST BE BY CHECK OR MONEY ORDER PAYABLE TO TIGER ELECTRONICS, LTD.

THE FOREGOING STATES THE PURCHASER'S SOLE AND EXCLUSIVE REMEDY FOR ANY BREACH OF WARRANTY WITH RESPECT TO THE PRODUCT.

ALL PRODUCT RETURNED MUST BE SHIPPED PREPAID AND INSURED FOR LOSS OR DAMAGE TO:

TIGER ELECTRONICS, LTD. REPAIR DEPT.

980 WOODLANDS PARKWAY

VERNON HILLS, ILLINOIS 60061, U.S.A.

THE PRODUCT SHOULD BE CAREFULLY PACKED IN THE ORIGINAL BOX OR OTHER PACKING MATERIALS SUFFICIENT TO AVOID DAMAGE DURING SHIPMENT. INCLUDE A COMPLETE WRITTEN DESCRIPTION OF THE DEFECT, A CHECK IF PRODUCT IS BEYOND THE 90-DAY WARRANTY PERIOD, AND YOUR PRINTED NAME, ADDRESS AND TELEPHONE NUMBER.

THIS WARRANTY IS IN LIEU OF ALL OTHER WARRANTIES AND NO OTHER REPRESENTATIONS OR CLAIMS OF ANY NATURE SHALL BE BINDING ON OR OBLIGATE TIGER IN ANY WAY. ANY IMPLIED WARRANTIES APPLICABLE TO THIS PRODUCT, INCLUDING WARRANTIES OF MERCHANTABILITY AND FITNESS FOR A PARTICULAR PURPOSE, ARE LIMITED TO THE NINETY (90) DAY PERIOD DESCRIBED ABOVE. IN NO EVENT WILL TIGER BE LIABLE FOR ANY SPECIAL, INCIDENTAL, OR CONSEQUENTIAL DAMAGES RESULTING FROM POSSESSION, USE, OR MALFUNCTION OF THIS TIGER PRODUCT.

SOME STATES DO NOT ALLOW LIMITATIONS AS TO HOW LONG AN IMPLIED WARRANTY LASTS AND/OR EXCLUSIONS OR LIMITATIONS OF INCIDENTAL OR CONSEQUENTIAL DAMAGES, SO THE ABOVE LIMITATIONS AND/OR EXCLUSIONS OF LIABILITY MAY NOT APPLY TO YOU. THIS WARRANTY GIVES YOU SPECIFIC RIGHTS, AND YOU MAY ALSO HAVE OTHER RIGHTS WHICH VARY FROM STATE TO STATE.

FOR MORE INFORMATION ABOUT TIGER ELECTRONICS, OUR PRODUCTS AND SPECIAL PROMOTIONS, PLEASE VISIT OUR WEB SITE AT: [WWW.TIGERTOYS.COM](http://WWW.TIGERTOYS.COM).



DREAMWORKS  
Small Soldiers™ & © 1998 Universal City Studios, Inc.,  
DreamWorks and Amblin Entertainment.

©, TM, & © 1998 Tiger Electronics, Ltd. All Rights Reserved.  
980 Woodlands Parkway, Vernon Hills, Illinois 60061, U.S.A.  
©, TM, & © 1998 Tiger Electronics UK Ltd. All Rights Reserved.  
Belvedere House, Victoria Avenue, Harrogate, North Yorkshire, HG1 1EL, England  
[www.tigertoys.com](http://www.tigertoys.com)

Printed in China