



# Sound 'n Light Lantern

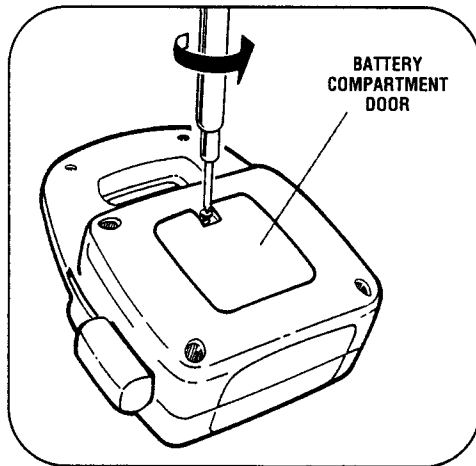
6 mos. & up

Please save this instruction sheet for future reference.

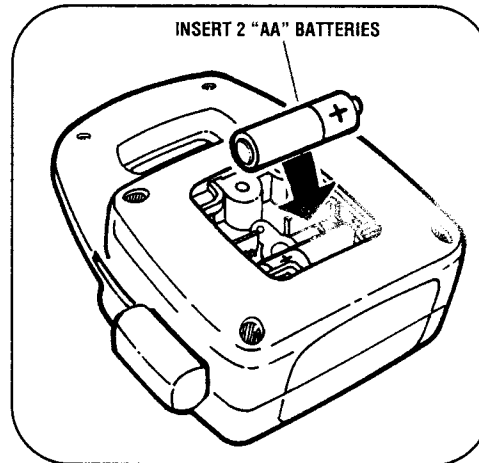
Thank you for purchasing the Playskool Sound 'n Light Lantern. We're sure your child will love looking at the smiling face that twinkles and glows as the happy "Twinkle Twinkle" melody plays.

## To replace batteries:

Batteries are included in this toy. When the batteries are exhausted, replace them with fresh, new batteries.



1. Using a Phillips® screwdriver, loosen screw in battery compartment door, and lift door.



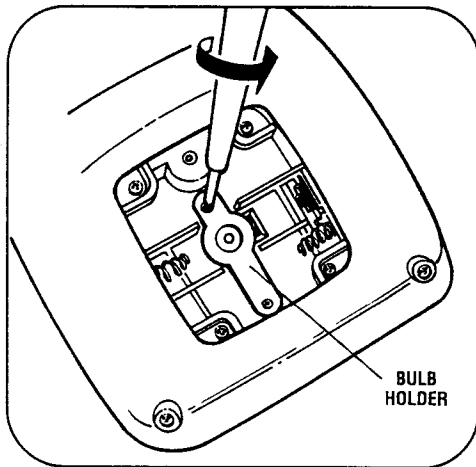
2. Remove exhausted batteries and discard them immediately. Insert 2 fresh "AA" alkaline batteries into battery compartment as shown.
3. Insert tab on bottom of door into slot in toy, and lower door into place to cover compartment. Tighten screw.

**CAUTION: TO AVOID BATTERY LEAKAGE**

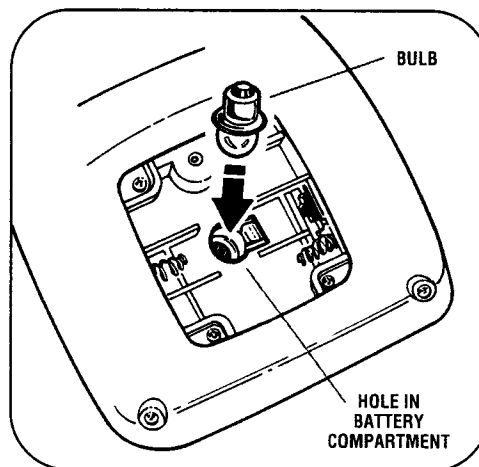
1. Be sure to insert the batteries correctly and always follow the toy and battery manufacturers' instructions.
2. Never mix old batteries and new batteries.
3. Always remove exhausted or dead batteries from the product.
4. Remove batteries if product is stored for a long period of time.
5. Alkaline batteries recommended.

## To replace light bulb:


If the lantern fails to glow, it may mean that you need to replace the light bulb. Replace the burnt-out bulb with a PR-4 bulb (available at hardware and electrical stores).



1. Remove battery compartment door as described in "To replace batteries" section, above.) Remove batteries from compartment and set them aside.
2. Loosen the 2 screws in bulb holder, and remove holder from battery compartment.



3. Remove burnt-out bulb from holder. Insert new bulb into hole in battery compartment.
4. Replace holder in battery compartment. Tighten screws in holder.



For future reference, our toll-free consumer service number is also located on this product.

5. Return batteries to compartment, replace door and tighten screw, as described in "To replace batteries" section, above.

If you have any questions, concerns or comments about this product, please call Playskool toll-free at 1-800-PLAYSKL.