





Spell 'n Send Mailbox™

Learning Steps™

Play Instructions



Ages 3 & Up

Thank you for buying this Playskool Learning Steps product. Initially, you will have to supervise your child as he/she plays with the Spell 'n Send Mailbox. Take your child through the play pattern, and help your child spell the words, speak the sounds, and match up the words with the pictures on the tiles. It's a fun way to teach your preschooler the basics of alphabet and spelling play, and before you know it, your child will be spelling words without any help at all!



The Spell 'n Send Mailbox comes with 6 two-sided "postcards", with a total of 24 words on them. Choose a postcard and slide it into the tinted window in the mailbox.

The window will "decode" the chosen word (there are 2 words on each side of each postcard). Now, use the letter tiles to match up the letters as shown, and spell the word! The tiles also have pictures that match up with the words on the postcards.



After spelling the word, push the button on top of mailbox to "mail" the postcard and send it into the mailbox! (There's also a "drop slot" in the back of the mailbox!)

When you're done playing, all the tiles and postcards store right inside the mailbox. The front door of the mailbox opens up to place the tiles and cards inside.



Questions? Call: 1-800-PLAYSKL™

© 1995 Hasbro, Inc., Pawtucket, RI 02862 USA. All Rights Reserved. ® denotes Reg. U.S. Pat. & TM Office. **MADE IN MEXICO.**

207E
P/N 4618890C