

OVER 6 months


06471

PLAYSKOOL®

Stack 'n Twirl™

Thank you for choosing this PLAYSKOOL product!

Includes 2 x 1.5V "C"/RI4 batteries. Alkaline batteries recommended. Phillips/cross head screwdriver (not included) required for battery installation.

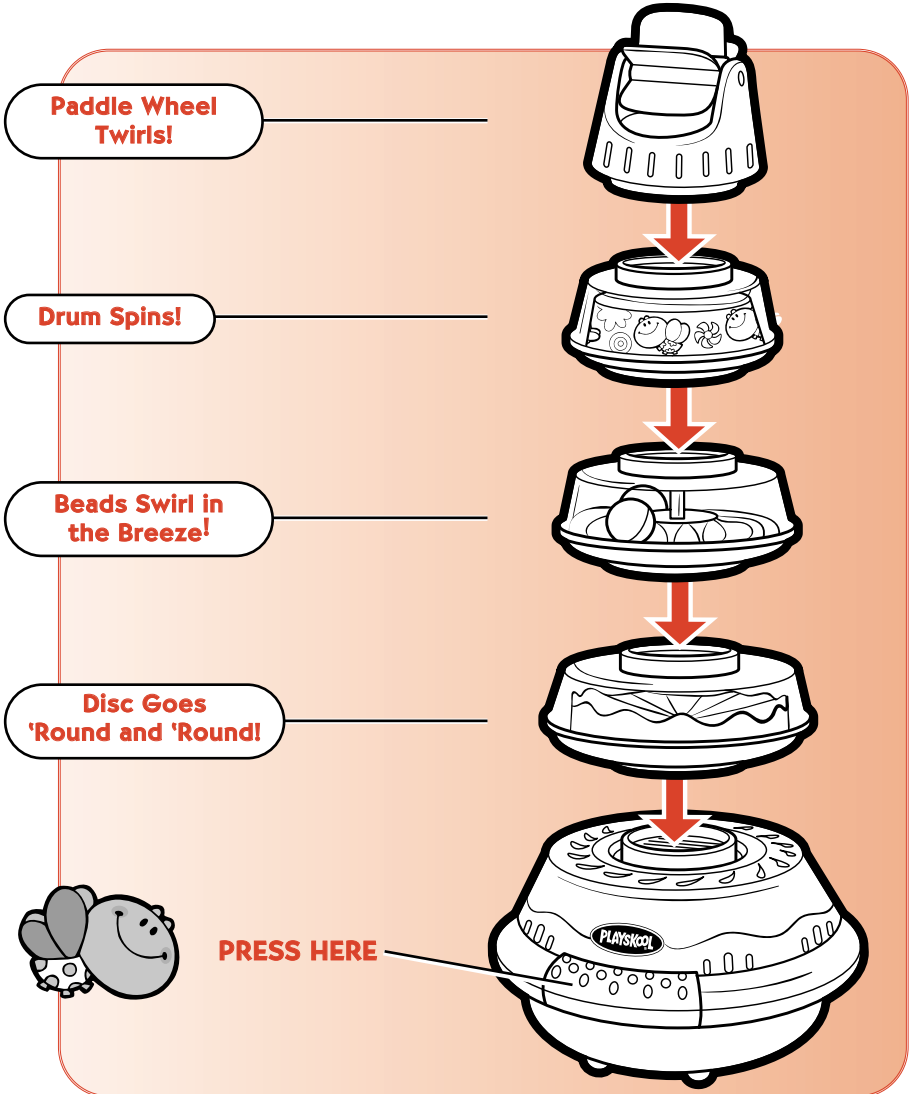


TO PLAY

NOTE: This toy is shipped in "DEMO" mode. Move switch to "PLAY" before using.

The **STACK 'N TWIRL** toy combines stacking play with air-powered motion!

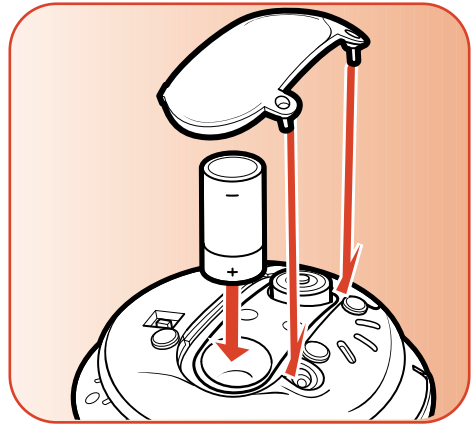
- Fit any piece onto the base...start the fun with just one, or stack them all! Press the button or push down on the stack to activate the action!



Note: When storing toy, move switch to "OFF" to prevent accidental activation.

TO REPLACE BATTERIES

Use a Phillips/crosshead screwdriver to loosen screw in battery compartment door (screw remains attached to door). Remove door. Remove old batteries. Insert 2 fresh "C"/LR14 (1.5V) alkaline batteries. Replace door and tighten screw.



⚠ CAUTION: TO AVOID BATTERY LEAKAGE

- 1) Be sure to insert the batteries correctly and always follow the toy and battery manufacturers' instructions;
- 2) Do not mix old and new batteries or alkaline, standard (carbon-zinc) or rechargeable (nickel-cadmium) batteries;
- 3) Always remove weak or dead batteries from the product.




IMPORTANT: BATTERY INFORMATION

Please retain this information for future reference.

Batteries should be replaced by an adult.

⚠ CAUTION:

1. Always follow the instructions carefully. Use only batteries specified and be sure to insert them correctly by matching the + and - polarity markings.
2. Do not mix old batteries and new batteries or standard (carbon-zinc) with alkaline batteries.
3. Remove exhausted or dead batteries from the product.
4. Remove batteries if product is not to be played with for a long time.
5. Do not short circuit the supply terminals.
6. Should this product cause, or be affected by, local electrical interference, move it away from other electrical equipment. Reset (switching off and back on again or removing and re-inserting batteries) if necessary.
7. RECHARGEABLE BATTERIES: Do not mix these with any other types of battery. Always remove from the product before recharging. Recharge batteries under adult supervision. DO NOT RECHARGE OTHER TYPES OF BATTERIES.



© 2002, 2003 Hasbro. All Rights Reserved.
® denotes Reg. U.S. Pat. & TM Office.
U.S. Patent Pending.
06471 P/N 6270710000



PLAYSKOOL.COM 
FOR NEW PRODUCTS AND OFFERS
Questions? Call: 1-800-PLAYSKL