

# STAR WARS™ COLLECTOR FLEET

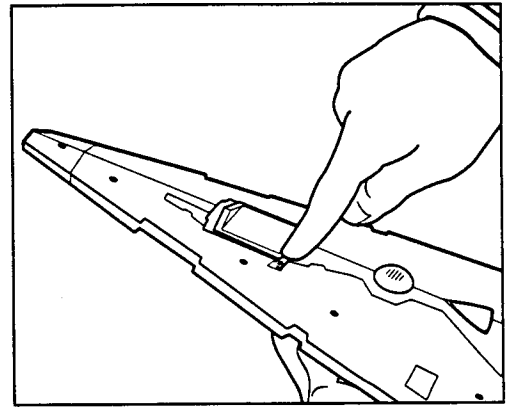
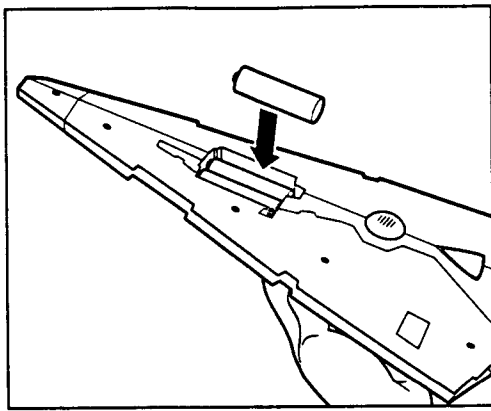
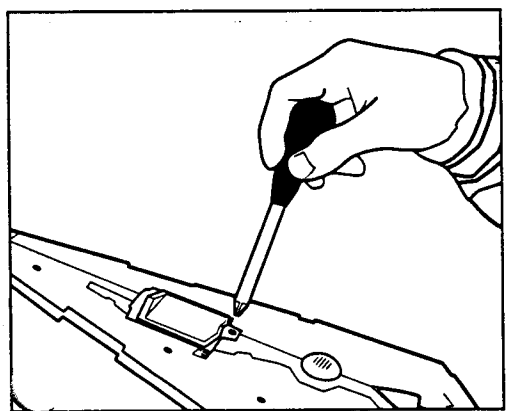
# ELECTRONIC STAR DESTROYER™ INSTRUCTIONS

Batteries included. 3 "AA" batteries required for replacement. (alkaline recommended)

### ASSEMBLY REQUIRED.

#### BATTERY REQUIREMENTS:

1. Remove screw. Remove battery door from back of ship as shown in the illustration.
2. Install 3 "AA" batteries as shown.
3. Press the support post into the base as shown. For display on stand, snap-fit the ship to the support post as shown.



### CAUTION: TO AVOID BATTERY LEAKAGE

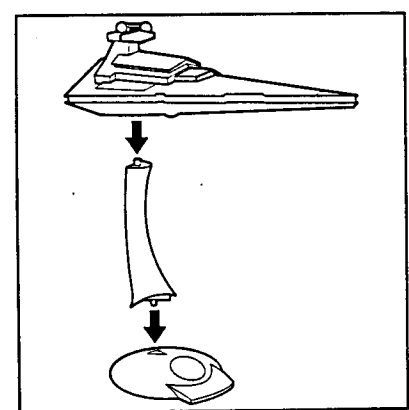
1. Be sure to insert the batteries correctly and always follow the toy and battery manufacturers' instructions.
2. Do not mix old and new batteries or alkaline, standard (carbon-zinc) or rechargeable batteries.
3. Always remove exhausted or dead batteries from the product.

#### INSTRUCTIONS FOR POWER SWITCH:

Power switch has three positions, each with their own function.

1. First position activates **only** sounds.
2. Middle position activated both sounds and lights.
3. Third position activated **only** lights.

**NOTE:** The four buttons located on the ship replica display individual sounds and lights.



#### FCC STATEMENT

"This equipment has been tested and found to comply with the limits for a Class B digital device, pursuant to Part 15 of the FCC Rules. These limits are designed to provide reasonable protection against harmful interference in a residential installation. This equipment generates, uses and can radiate radio frequency energy, and, if not installed and used in accordance with the instructions, may cause harmful interference to radio communications. However, there is no guarantee that interference will not occur in a particular installation. If this equipment does cause harmful interference to radio or television reception, which can be determined by turning the equipment off and on, the user is encouraged to try to correct the interference by one or more of the following measures:

- Reorient or relocate the receiving antenna.
- Increase the separation between the equipment and the receiver.
- Consult the dealer or an experienced radio/TV technician for help."

Changes or modifications not expressly approved by the party responsible for compliance could void the user's authority to operate the equipment.



Product and colors may vary.  
 TM & © 1996 Lucasfilm Ltd. All Rights Reserved. Used Under Authorization.  
 KENNER® is a trademark of Hasbro, Inc. ©1996 Hasbro, Inc.,  
 Pawtucket, Rhode Island 02862 USA. All Rights Reserved.  
 © denotes Reg. U.S. Pat. & TM Office.  
**MADE IN CHINA.**