

information concerning this product or its parts, please call our
Hasbro Consumer Affairs hotline at 1-800-327-8264,
Monday through Friday during business hours (eastern time).

VISIT THE OFFICIAL STAR WARS WEB SITE
<http://www.starwars.com>

VISIT THE HASBRO TOY & GAME WEB SITE
<http://www.hasbro.com>



© Lucasfilm Ltd. & TM. All rights reserved. Used under authorization.

Sold under license from P&M Products Ltd. RH1 3LX.
Blopens® is the registered trademark of P&M Products Ltd.
Blopens® covered by U.S. Pat. No. 5190220 and foreign patents and patent applications.
© 1996 P&M Products Ltd. All rights reserved.

* TM & © 1999 Hasbro, Inc. All Rights Reserved.
© denotes Reg. U.S. Pat. & TM Office.
63345 P/N 4823720000



63345

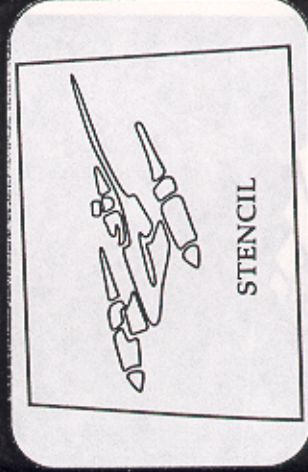
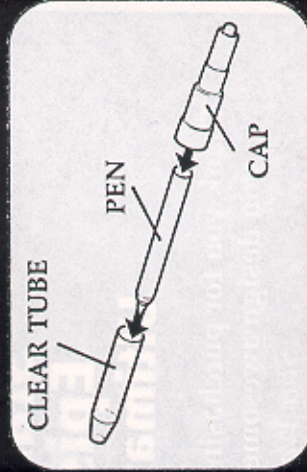
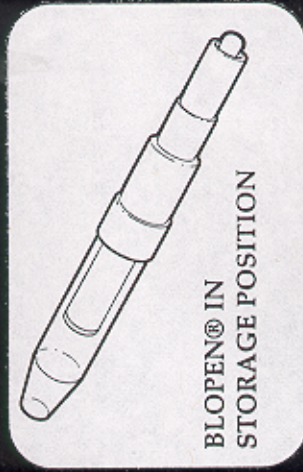
STAR
WARS
EPISODE I

Star Wars Episode I Ultimate Art Set

Thank you for purchasing this easy-to-use set that lets
you design awesome works of art inspired by
Star Wars: Episode I.



Includes 5 colored pencils, 3 BLOPENS®, 4 stencils,
4 coloring sheets, 4 blank sheets and 2 black paper sheets.



1. Remove the pen and insert it, tip-first, into the clear tube. Refit the cap.

2. Select a stencil and place over a blank piece of paper.

3. From a distance of 3-4 inches (8-10 cm.), aim the BLOPEN® and blow through the cap to spray a mist of color over the stencil cutouts.

- To create really exciting Star Wars designs, mix and match stencils or use both sides of the stencils to make mirror images.
- For great shading effects, aim spray at edges of large stencil areas. Use different BLOPEN® to make multi-colored stencil creations.
- You can also remove the pen from the clear tube and cap and use it to write and draw.

Note:

- DO NOT spray less than 3 inches (8 cm.) from the stencil/paper.
- NEVER spray at the face or eyes.
- Take regular breaks from blow-spraying.
- Always return BLOPEN® to storage position when not in use.

CAUTION: Inks may stain. Soap and water may remove stains from fabrics and skin.

CAUTION: Pencils have functional sharp points.

BLACK PAPER DESIGNS

Use the pencils to color black paper designs for pictures that "pop" off the page! Use your fingertips to make cool shading effects.

COLORING SHEET CREATIONS

Color the drawings on the coloring sheet with pencils and BLOPEN®!