

**PLAYSKOOL**  
®

AGES 3+  
3329

**STAR  
WARS**

## Millennium Falcon™ Adventure

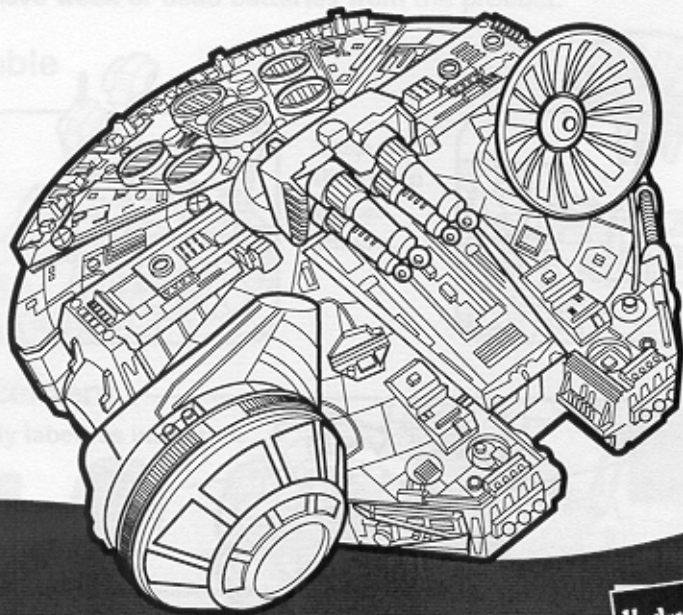
Includes:

1 Millennium  
Falcon™ toy,  
4 figures,  
3 legs, and  
1 radar dish.

Adult Assembly  
required.

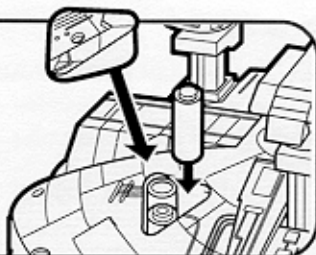
Requires 3 "AA"  
alkaline batteries  
(not included).  
Phillips screw-  
driver required  
(not included)  
for battery  
installation.

Thank you for buying this  
Playskool® \* Star Wars® product!



## To Install Batteries

Use a Phillips screwdriver to loosen screw in battery compartment door (screw remains attached to door). Remove door. Insert 3 "AA" alkaline batteries. Replace door and tighten screw.

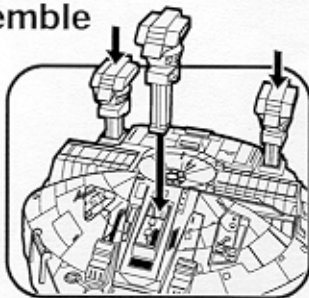


## CAUTION: TO AVOID BATTERY LEAKAGE


- 1) Be sure to insert the batteries correctly and always follow the toy and battery manufacturers' instructions;
- 2) Do not mix old and new batteries or alkaline, standard (carbon-zinc) or rechargeable (nickel-cadmium) batteries;
- 3) Always remove weak or dead batteries from the product.

## To Assemble

Snap 3 legs onto toy as shown.




Snap radar dish onto toy as shown.



## Label Placement

Peel and apply labels as indicated.

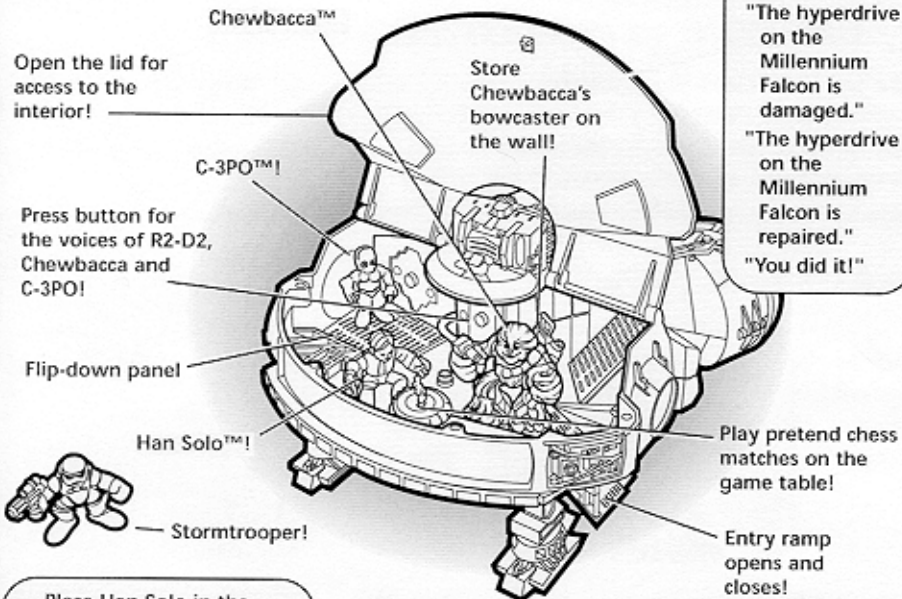


## To Play


The Millennium Falcon™ Adventure allows preschoolers to enjoy Star Wars excitement with awesome action figures, hands-on features and authentic Star Wars® movie sounds!

Exciting action features...inside and out!

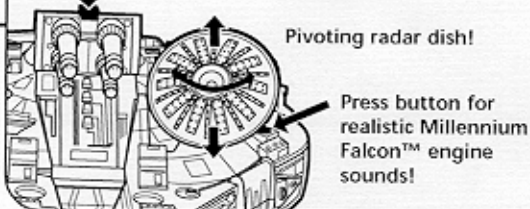
Store all figures in this set, plus figures from other sets, too!



Place Han Solo in the opening cockpit!




Press button on the moving laser cannons to hear them fire!



## Fix the Engine

If you press the button next to the radar dish and hear broken engine sounds, you'll need to make "repairs." Use the hydro-spanner (hose) inside to press the nearby button and "fix" the engine. The light changes from red when engine is "broken" to green when it's "fixed"!



### FCC STATEMENT

This equipment has been tested and found to comply with the limits for a Class B digital device, pursuant to part 15 of the FCC Rules. These limits are designed to provide reasonable protection against harmful interference in a residential installation. This equipment generates, uses and can radiate radio frequency energy, and, if not installed and used in accordance with the instructions, may cause harmful interference to radio communications. However, there is no guarantee that interference will not occur in a particular installation. If this equipment does cause harmful interference to radio or television reception, which can be determined by turning the equipment off and on, the user is encouraged to try to correct the interference by one or more of the following measures:

- Reorient or relocate the receiving antenna.
- Increase the separation between the equipment and the receiver.
- Consult the dealer or an experienced radio/TV technician for help.

Changes or modifications not expressly approved by the party responsible for compliance could void the user's authority to operate the equipment.

Visit the official Star Wars website:  
<http://www.starwars.com>

© Lucasfilm Ltd. All rights reserved. Used under authorization.  
® and/or ™ & © 2002 Hasbro. All Rights Reserved.  
® denotes Reg. U.S. Pat. & TM Office.

3329 P/N 6156430000

**PLAYSKOOL.COM**  
FOR NEW PRODUCTS AND OFFERS  
Questions? Call: 1-800-PLAYSKL