

STAR WARS



R2-D2 PERSONAL CASSETTE PLAYER

INSTRUCTIONS

GENERAL INSTRUCTIONS

TO OPERATE:

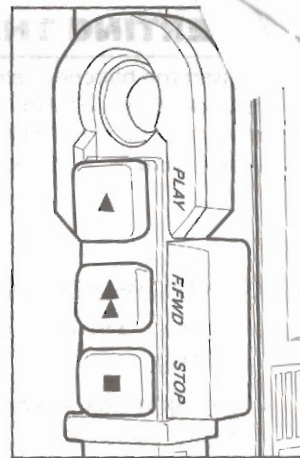
1. The R2-D2 Personal Cassette Player plays any standard cassette tape.
2. Open the cassette compartment by putting your fingers on the side of the front panel and pulling the compartment door open gently.



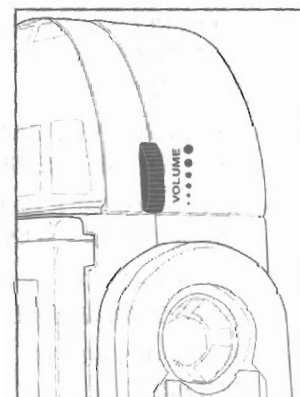
3. Insert the cassette into the brackets attached to the door, making sure that the tape is exposed to the left side of the player. It should fit exactly into the unit. Now, gently close the cassette compartment door. Don't force it shut! If the door doesn't close all the way, it means that the cassette tape is not inserted correctly. Remove the cassette and try again.



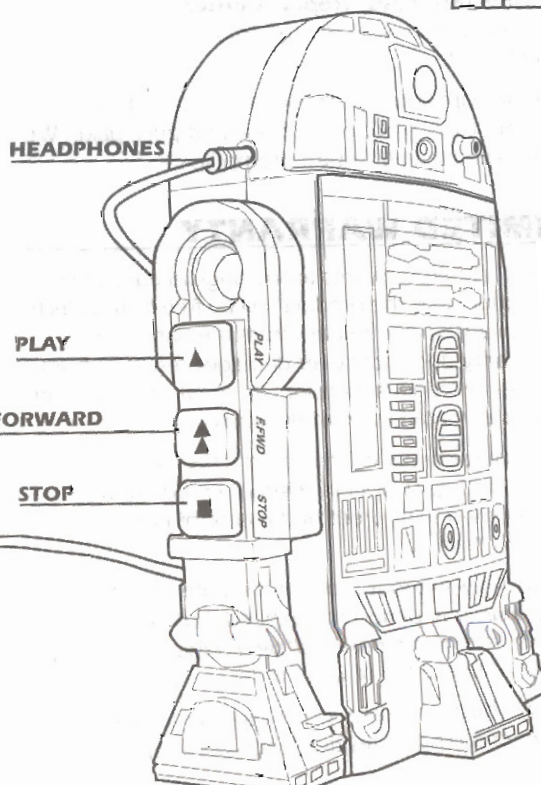
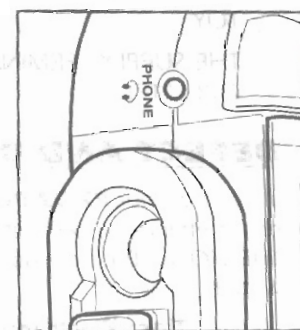
4. Press the button marked **PLAY** to turn on the R2-D2 Personal Cassette Player.
5. When you want to stop the cassette, press the **STOP** button. This will also turn off the unit.
6. If you want to skip ahead on the cassette, press the **FAST FORWARD** button. When you want to stop fast forwarding, you must press **STOP**. If you **FAST FORWARD** to the end of the cassette, it will not pop up by itself. Before you can play the tape again, you should press **STOP** and then press **PLAY**.



7. If you want to listen to the second side of the cassette, remove from player and turn the tape over.
8. Turn the **VOLUME DIAL** up to make the sounds louder or turn it down to make the sounds softer.



9. To use the headphones, make sure they are securely connected to the built-in jack. Adjust the size to fit your head by pulling out or pushing in each side of the metal band.



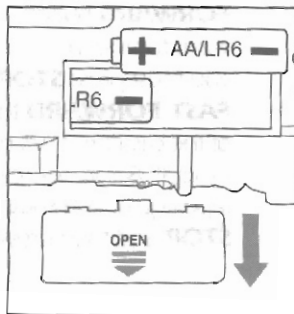
INSERTING THE BATTERIES

To insert the batteries, remove the battery compartment cover at the back of the unit. (To remove cover, push in direction of the arrow) Insert 2 x "AA"/LR6 batteries (not included), making sure to align "+" and "-" as shown.



TO ENSURE PROPER FUNCTION :

- DO NOT MIX OLD AND NEW BATTERIES.
- DO NOT MIX ALKALINE, STANDARD OR RECHARGEABLE BATTERIES.
- BATTERY INSTALLATION SHOULD BE DONE BY AN ADULT.
- NON-RECHARGEABLE BATTERIES ARE NOT TO BE RECHARGED.
- RECHARGEABLE BATTERIES ARE TO BE REMOVED FROM THE TOY BEFORE BEING CHARGED (IF REMOVABLE).
- RECHARGEABLE BATTERIES ARE ONLY TO BE CHARGED UNDER ADULT SUPERVISION (IF REMOVABLE).
- ONLY BATTERIES OF THE SAME OR EQUIVALENT TYPE AS RECOMMENDED ARE TO BE USED.
- BATTERIES ARE TO BE INSERTED WITH THE CORRECT POLARITY.
- EXHAUSTED BATTERIES ARE TO BE REMOVED FROM THE TOY.
- THE SUPPLY TERMINALS ARE NOT TO BE SHORT-CIRCUITED.



DEFECT AND DAMAGE

If a part of your **R2-D2 Personal Cassette Player** is damaged or something has been left out, DO NOT RETURN THE GAME TO THE STORE. The store doesn't have replacement parts. Instead, write to us at:

Tiger Electronic Toys, Repair Center
980 Woodlands Parkway, Vernon Hills,
Illinois 60061, U.S.A.

Please include a note with your return explaining the problem along with a sales slip, date, place of purchase and price paid. We will do our best to expedite your return promptly.

90-DAY LIMITED WARRANTY

Tiger Electronics, Inc. (Tiger) warrants to the original consumer purchaser of this product that the product will be free from defects in materials or workmanship for 90 days from the date of original purchase. This warranty does not cover damages resulting from accident, negligence, improper service or use or other causes not arising out of defects in materials or workmanship.

During this 90-day warranty period, the product will either be repaired or replaced (at Tiger's option) without charge to the purchaser, when returned with proof of the date of purchase to either the dealer or to Tiger.

Product returned to Tiger without proof of the date of purchase or after the 90-day warranty period has expired, but prior to one year from the original date of purchase, will be repaired or replaced (at Tiger's option) for a service fee of U.S.\$ 8.75.

Payments must be by check or money order payable to Tiger Electronics, Inc. The foregoing states the purchaser's sole and

exclusive remedy for any breach of warranty with respect to the product.

All product returned must be shipped prepaid and insured for loss or damage to:

Tiger Electronics, Inc. Repair Dept.
980 Woodlands Parkway
Vernon Hills, Illinois 60061 U.S.A.

The product should be carefully packed in the original box or other packing materials sufficient to avoid damage during shipment. Include a complete written description of the defect, a check if product is beyond the 90-day warranty period, and your printed name, address and telephone number.

THIS WARRANTY IS IN LIEU OF ALL OTHER WARRANTIES AND NO OTHER REPRESENTATIONS OR CLAIMS OF ANY NATURE SHALL BE BINDING ON OR OBLIGATE TIGER IN ANY WAY. ANY IMPLIED WARRANTIES APPLICABLE TO THIS PRODUCT, INCLUDING WARRANTIES OF MERCHANTABILITY AND FITNESS FOR A PARTICULAR PURPOSE, ARE LIMITED TO THE NINETY (90) DAY PERIOD DESCRIBED ABOVE. IN NO EVENT WILL TIGER BE LIABLE FOR ANY SPECIAL, INCIDENTAL, OR CONSEQUENTIAL DAMAGES RESULTING FROM POSSESSION, USE, OR MALFUNCTION OF THIS TIGER PRODUCT.

Some states do not allow limitations as to how long an implied warranty lasts and/or exclusions or limitations of incidental or consequential damages, so the above limitations and/or exclusions of liability may not apply to you. This warranty gives you specific rights, and you may also have other rights which vary from state to state.

Star Wars TM & © 1997 Lucasfilm Ltd.
All Rights Reserved.
Used Under Authorization.

TIGER ELECTRONICS INC.

©, TM, & © 1997 Tiger Electronics, Inc. All Rights Reserved.
980 Woodlands Parkway, Vernon Hills, Illinois 60061, U.S.A.

©, TM, & © 1997 Tiger Electronics (UK) LLC. All Rights Reserved.
Belvedere House, Victoria Avenue,
Harrogate, North Yorkshire HG1 1EL, England.

PRINTED IN HONG KONG