

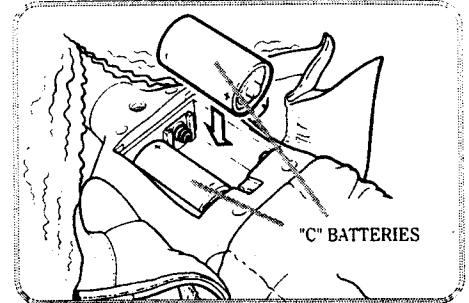
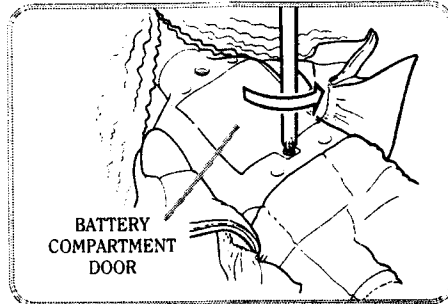
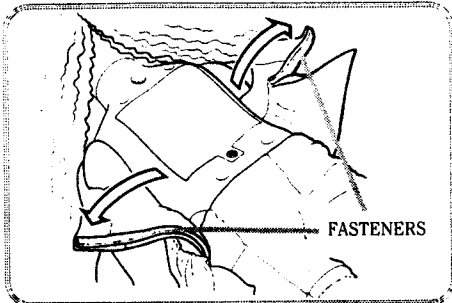
Starla™

9038
9036
Ages 3 & Up

Small parts may be hazardous to children under 3 years of age.

INSTRUCTIONS

BATTERY DIRECTIONS:

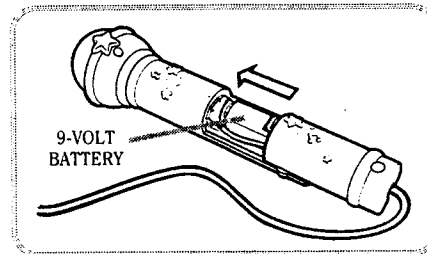
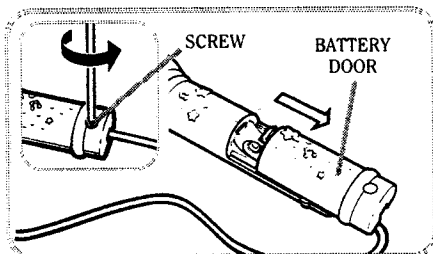


Starla:

1. Battery installation requires a Phillips® screwdriver (not included). Unfasten the back of Starla's performance outfit as shown to reveal the battery compartment.

2. Use the screwdriver to remove the screw securing the battery compartment door.

3. Remove the battery door, and insert two "C" batteries as shown (alkaline batteries are recommended). Replace the battery door and re-fasten the screw with the screwdriver.



CAUTION: TO AVOID BATTERY LEAKAGE

1. Be sure to insert the batteries correctly and always follow the toy and battery manufacturers' instructions.
2. Never mix old batteries and new batteries, or standard (carbon-zinc) with alkaline batteries.
3. Always remove exhausted or dead batteries from the product.
4. Remove batteries if product is stored for a long period of time.

Magic microphone:

4. Use a Phillips® screwdriver to remove the screw securing the battery compartment door. Remove battery door by sliding outward as shown.

5. Clip one 9-volt battery onto fitting. Replace the battery door by sliding in and re-fasten the screw with the screwdriver.

PLAY DIRECTIONS:

1. Insert plug on end of magic microphone into jack located in back of Starla's neck. You will hear the plug snap into place.

2. Stand or sit Starla on any smooth, flat surface. Place doll-size microphone in her right hand as shown.

3. Activate the magic microphone by pressing and holding down the purple star-shaped button on the microphone.



4. Now sing or speak into the magic microphone and Starla will say what you say in her own voice! As Starla sings or talks, her lips will move along, too!

5. Starla's arms and legs are movable and poseable. Her shoes and performance outfit are removable, and she comes with her own comb for you to style her long, shimmering hair!

Note: If you can hear Starla's voice but her lips do not move properly, check the batteries in Starla's back: they may have been inserted incorrectly or need to be replaced.



©1992 Hasbro, Inc., Pawtucket, RI 02862 USA. All Rights Reserved. Distributed in the U.K. by Hasbro (U.K.), a division of Hasbro Bradley U.K. Ltd., Caswell Way, Newport, Gwent, NP9 0YH.
MADE IN CHINA. PRINTED IN CHINA.
® denotes Reg. U.S. Pat. & TM Office
9036 P/N 42627603