


Ages: 3 & Up  
61556

**STUART**  
**LITTLE**<sup>TM</sup>

## Dancing Stuart

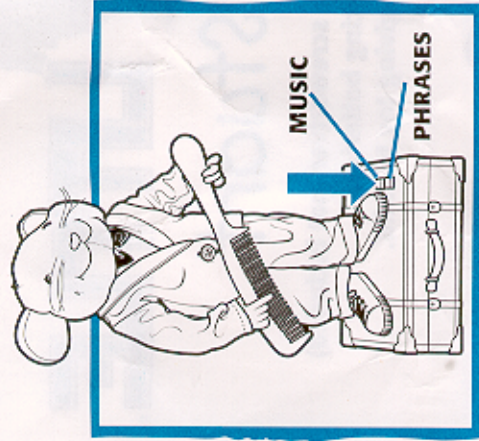
Includes 3 "AA" batteries. Phillips screwdriver (not included) required when replacing batteries.

Remove wire ties before giving toy to child.



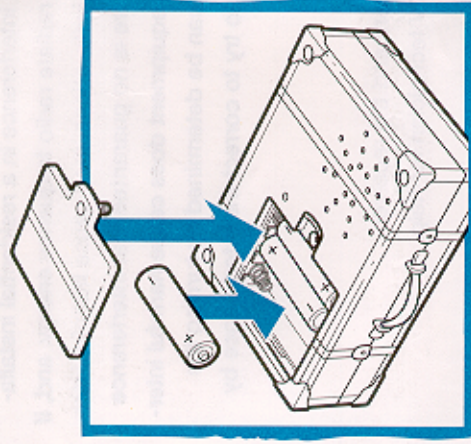
Bend my arms  
and leg  
for wild  
dance poses!

### To Activate:



- Press button indicated in illustration to make Stuart talk. He says 5 different phrases and moves while speaking.
- Press button indicated in illustration to make Stuart dance as swing music plays. Stuart's arms and leg are bendable so you can create different dance poses.
- To make Stuart pretend to play "air guitar" with his comb, place comb in hands as shown and press either button.

### To Replace Batteries:




With Phillips screwdriver, loosen screw in door. Remove door. Insert 3 fresh "AA" alkaline batteries into compartment. Replace door. Tighten screw.

### CAUTION: TO AVOID BATTERY LEAKAGE

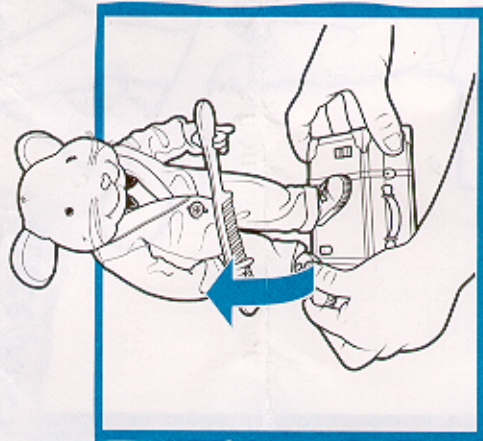
1. Be sure to insert the batteries correctly and always follow the toy and battery manufacturers' instructions.
2. Do not mix old batteries and new batteries or alkaline, standard (carbon zinc) or rechargeable (nickel-cadmium) batteries.
3. Always remove weak or dead batteries from the product.



**Washing Instructions for Stuart:**  
**SURFACE WASHABLE ONLY.**

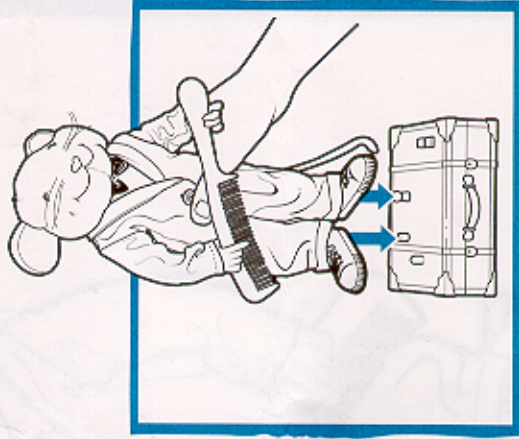


### To Remove Stuart From Suitcase:



Place suitcase on flat surface and hold it with one hand. With your other hand, grasp Stuart's right foot and pull up to remove it from post. When right foot is free, pull Stuart up to remove him from suitcase.

### To Attach Stuart To Suitcase:



Attach Stuart's feet to the posts as shown in illustration. Make sure you securely attach his right heel to the long post.

## FCC STATEMENT

This equipment has been tested and found to comply with the limits for a Class B digital device, pursuant to Part 15 of the FCC Rules. These limits are designed to provide reasonable protection against harmful interference in a residential installation. This equipment generates, uses and can radiate radio frequency energy, and, if not installed and used in accordance with the instructions, may cause harmful interference to radio communications. However, there is no guarantee that interference will not occur in a particular installation. If this equipment does cause harmful interference to radio or television reception, which can be determined by turning the equipment off and on, the user is encouraged to try to correct the interference by one or more of the following measures:

- Reorient or relocate the receiving antenna.
- Increase the separation between the equipment and the receiver.
- Consult the dealer or an experienced radio/TV technician for help.

Changes or modifications not expressly approved by the party responsible for compliance could void the user's authority to operate the equipment.

**FILLING: ALL NEW MATERIALS: 100% POLYESTER FIBER.**

REG. NO. PA-282

© 1999 Columbia Pictures Industries, Inc. All Rights Reserved.  
\*™ & © 1999 Hasbro, Inc. Pawtucket, RI 02862 USA.

All Rights Reserved.

MADE IN CHINA.

P/N 4889170000

