

STUART LITTLE 2

Radio Control Plane

AGES 2+

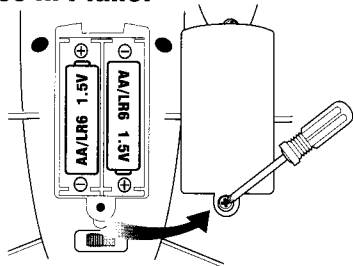
Instructions



TIGER
ELECTRONICS
Item No. 66473



To Insert Batteries in Plane:



Remove screws on battery compartment door located on bottom of vehicle.

Insert 2 "AA" batteries (alkaline recommended). Be sure the (+) and (-) are properly matched. Replace battery door and tighten screw.

CAUTION: TO AVOID BATTERY LEAKAGE

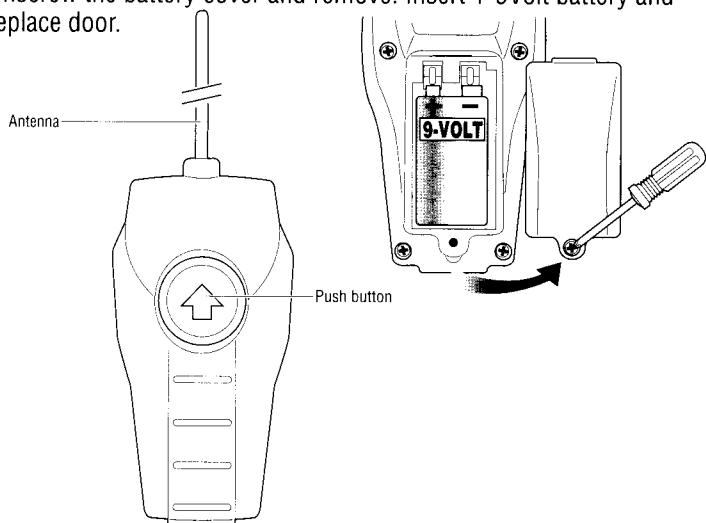
- 1) Be sure to insert the batteries correctly and always follow the toy and battery manufacturers' instructions;
- 2) Do not mix old and new batteries or alkaline, standard (carbon-zinc) or rechargeable (nickel-cadmium) batteries;
- 3) Always remove weak or dead batteries from the product.

TO ENSURE PROPER FUNCTION:

- Battery installation should be done by an adult.
- Non-rechargeable batteries are not to be recharged.
- Rechargeable batteries are to be removed from the toy before being charged. (if removable)
- Rechargeable batteries are only to be charged under adult supervision.
- Only batteries of the same or equivalent type as recommended are to be used.
- The supply terminals are not to be short-circuited.
- Do not dispose of batteries in fire. Battery may explode or leak.

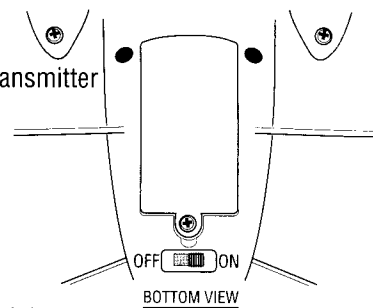
To Insert Batteries in Transmitter:

Unscrew the battery cover and remove. Insert 1-9Volt battery and replace door.

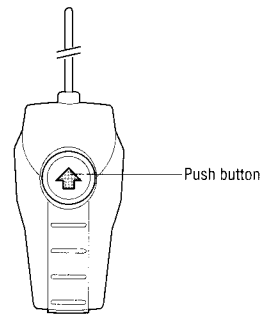
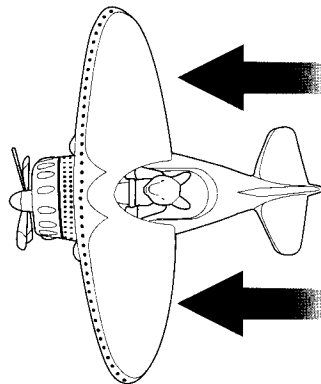


Operating the Vehicle:

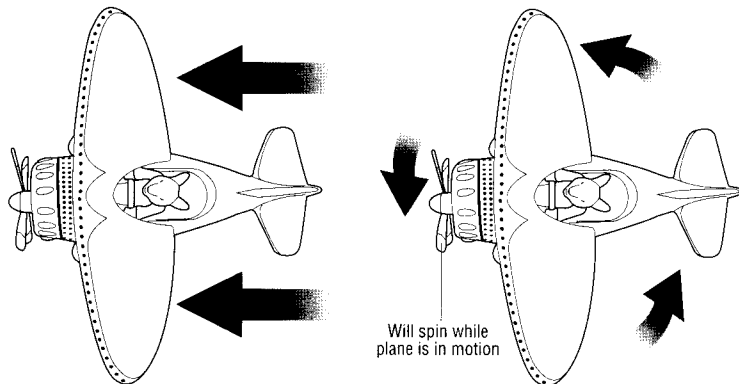
1. Turn on the vehicle
2. Operate vehicle with included transmitter



3. Press the Push Button to go straight



4. To change directions let the push button go. The Stuart Little RC Plane will spin, once the plane is faced in the direction you would like to go, press the Push Button again.



5. Turn off plane after operating

Safety Precautions:

Adults, to ensure that the child's play is both safe and fun, please review operating instructions and the following safety rules before operating vehicle

Caution:

- Do not pick up vehicle while in motion.
- Keep fingers, hair and loose clothing away from the tires and the wheel hubs while the vehicle is operation mode.
- To avoid accidental operation, remove battery pack when not in use.

1. Radio interference is caused by the presence of another radio-controlled vehicle operating on the same frequency as our plane.
2. Radio interference can be caused by the operation of your plane near high voltage electrical wires, large steel reinforced concrete buildings and passing trucks with CB radios.
3. Do NOT operate your plane over wet surfaces. Water can damage the internal electronic assemblies.
4. Do NOT drive your remote control vehicle into the streets.
5. For best results, hold antenna up, not pointed down toward the R/C vehicle. Too far away from the transmitter, your signal strength will become weak and the plane will not function properly. The maximum range for the plane should be between 13 to 22 feet depending on conditions.

FCC STATEMENT

This device complies with Part 15 of the FCC Rules. Operation is subject to the following two conditions :

(1) this device may not cause harmful interference, and (2) this device must accept any interference received, including interference that may cause undesired operation.

Warning: Changes or modifications to this unit not expressly approved by the party responsible for compliance could void the user's authority to operate the equipment.

NOTE: This equipment has been tested and found to comply with the limits for a Class B digital device, pursuant to Part 15 of the FCC Rules. These limits are designed to provide reasonable protection against harmful interference in a residential installation. This equipment generates, uses, and can radiate radio frequency energy and, if not installed and used in accordance with the instructions, may cause harmful interference to radio communications. However, there is no guarantee that interference will not occur in a particular installation. If this equipment does cause harmful interference to radio or television reception, which can be determined by turning the equipment off and on, the user is encouraged to try to correct the interference by one or more of the following measures:

- Reorient or relocate the receiving antenna.
- Increase the separation between the equipment and receiver.
- Connect the equipment into an outlet on a circuit different from that to which the receiver is connected.
- Consult the dealer or an experienced radio TV technician for help.

90-DAY LIMITED WARRANTY

Tiger Electronics (Tiger) warrants to the original consumer purchaser of this product that the product will be free from defects in materials or workmanship for 90 days from the date of original purchase. This warranty does not cover damages resulting from accident, negligence, improper service or use or other causes not arising out of defects in materials or workmanship.

During this 90-day warranty period, the product will either be repaired or replaced (at Tiger's option) without charge to the purchaser, when returned with proof of the date of purchase to either the dealer or to Tiger.

Product returned to Tiger without proof of the date of purchase or after the 90-day warranty period has expired, but prior to one year from the original date of purchase, will be repaired or replaced (at Tiger's option) for a service fee of U.S.\$15.75. Payments must be by check or money order payable to Tiger Electronics.

The foregoing states the purchaser's sole and exclusive remedy for any breach of warranty with respect to the product.

All product returned must be shipped prepaid and insured for loss or damage to:

Hasbro Inc.
Consumer Returns A-847
1027 Newport Ave.
Pawtucket, RI 02862

The product should be carefully packed in the original box or other packing materials sufficient to avoid damage during shipment. Include a complete written description of the defect, a check if product is beyond the 90-day warranty period, and your printed name, address and telephone number.

THIS WARRANTY IS IN LIEU OF ALL OTHER WARRANTIES AND NO OTHER REPRESENTATIONS OR CLAIMS OF ANY NATURE SHALL BE BINDING ON OR OBLIGATE TIGER IN ANY WAY. ANY IMPLIED WARRANTIES APPLICABLE TO THIS PRODUCT, INCLUDING WARRANTIES OF MERCHANTABILITY AND FITNESS FOR A PARTICULAR PURPOSE, ARE LIMITED TO THE NINETY (90) DAY PERIOD DESCRIBED ABOVE. IN NO EVENT WILL TIGER BE LIABLE FOR ANY SPECIAL, INCIDENTAL, OR CONSEQUENTIAL DAMAGES RESULTING FROM POSSESSION, USE, OR MALFUNCTION OF THIS TIGER PRODUCT.

Some states do not allow limitations as to how long an implied warranty lasts and/or exclusions or limitations of incidental or consequential damages, so the above limitations and/or exclusions of liability may not apply to you. This warranty gives you specific rights, and you may also have other rights which vary from state to state.

For more information about Tiger Electronics, our products and special promotions, please visit our web site at: www.tigertoys.com



Stuart Little 2: TM & © 2002 Columbia Pictures Industries, Inc.
All Rights Reserved.

www.StuartLittle.com

TIGER
ELECTRONICS

Where Technology Comes to Play!

®, TM, & © 2002 Tiger Electronics,
a division of Hasbro, Inc.
All Rights Reserved.
980 Woodlands Parkway
Vernon Hills, IL 60061 USA
www.tigertoys.com

PRINTED IN CHINA



200201280IWTI-01