

CPS 1000 SPECIFICATION CHART

Size: 23" x 11 1/4"

Water Capacity: 67 oz.

Weight Empty: 47 oz.

Weight Filled: 114 oz.

Pressure: 23 p.s.i.

Pump Stroke: 7"

CONSTANT PRESSURE **SUPER
SOAKER**

Water Reservoir

**Twist-Off
Cap**

**Nozzle
Hand Pump
Shoulder Strap**


Trigger

CONSTANT PRESSURE
SYSTEM


CPS 1000

© 1997 Larami Limited, A Subsidiary of Hasbro, Inc. W.
Laurel, NJ 08054. Made in China. Conforms with 15 CFR
1150-3. For questions or comments call 1-800-669-TOYS.


LARAMI




1. *Unscrew fill cap at top of water reservoir.*



2. *Fill reservoir bottle using clean, clear tap water only. Screw cap back into position. Do not screw too tightly.*



3. *Pressurize using hand pump - pump 10 to 17 times or until hand pump becomes difficult to pump.*



4. *Trigger can be pulled and held back for one huge blast - pull and release rapidly for more shots. Re-pump after each shot to keep pressure chamber full.*

TROUBLESHOOTING CHART

CPS 1000	Bottle out of water	CPS 1000 not pressurized	This is normal	Air is mixed with water
	Refill bottle until full	Pump 10 to 17 times	Sounds are valves operating	Refill reservoir
1. CPS 1000 does not shoot.	●	●		
2. CPS 1000 does not shoot far.		●		●
3. CPS 1000 makes noise while pumping.			●	

IMPORTANT!

For optimum performance, pump 3 to 4 times after each shot.

DO'S AND DON'TS

- 1 Do not shoot at any-one's face or eyes.
- 2 Do not leave Super Soaker® pressurized when not in use. Pull trigger until all pressure is released. Remove water from reservoir.
- 3 Fill your Super Soaker® with clean, clear tap water only. Use of other water or liquids may be harmful or damage the Super Soaker®.