


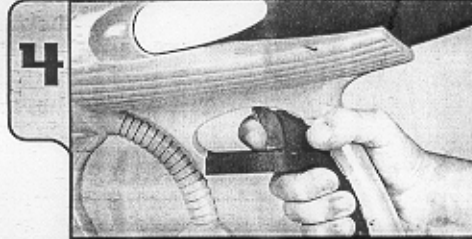
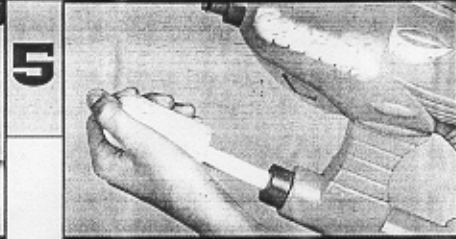



SOAKER®

WETTER IS BETTER!™

TO USE FAST FILL DEVICE:

		
<p>1 Attach Fast-Filler to garden hose. Turn on water AFTER you attach device.</p>	<p>2 To fill cartridges, press cartridge nozzle into filler. Relief valve in cartridge will release water when cartridge is full.</p>	<p>3 Press Super Soaker® nozzle into filler. Relief valve will release water when cartridge is full.</p>
		
<p>4 Pull trigger to release a powerful stream of water—instantly! Pull and release trigger rapidly for more shots.</p>	<p>5 When air pressure runs low, pump up to power.</p>	<p>6 When cartridge in blaster runs out of water, squeeze levers on each side of cartridge and pull to remove. Re-attach refill cartridge by aligning it with location in blaster. Press forward until levers click and lock cartridge in place.</p>

TO USE ANY CLEAN WATER SOURCE:

			
<p>1 Unscrew nozzle cap from refill cartridge.</p>	<p>2 Fill cartridge with clean, clear water and replace nozzle cap firmly.</p>	<p>3 Insert cartridge into blaster as indicated in instruction #6 above.</p>	<p>4 Pump hand pump 20 to 25 times to build up pressure. When your Super Soaker® becomes difficult to pump, you're ready to blast away.</p>
<p>For maximum performance, pump a few times before each shot.</p>			

WARNING!

1. Do not shoot at anyone's face or eyes.
2. Do not leave Super Soaker® pressurized when not in use.
3. Fill your Super Soaker® with clean, clear tap water only. Use of other water or liquids may be harmful or damage the Super Soaker®.

IMPORTANT! Release pressure and empty water immediately after playing by pulling trigger.

Look for these other great Super Soaker® blasters from Larami



XP™ 240



XP™ 270



XP™ 310



SUPER CHARGER™
400



CPS™ 120

996300000

SC Triple Charge

FAS FIL + CHA

TER IS
ERI™

filler. Relief
bridge is full.

water,
age and pull
aligning it
until

25 times
When your
es difficult
to

! Release
nd empty
ediately after
pulling trigger.




cartridge base clips

storage belt
with clips

fast fill nozzle

refill
cartridge



hand
pump

trigger

TROUBLE SHOOTING CHART

	Bottle out of water.	Triple Charge not pressurized.	Cap not screwed all the way in.	This is normal.	Intake screen on pick up tube is clogged.	
	Refill bottle 2/3 full.	Pump 20 to 25 times.	Screw cap until snug. Don't overtighten.	Sounds are valves opening.	Clean screen.	Do O-ring.
1	Triple Charge does not shoot.	●	●			●
2	Triple Charge does not shoot far.		●		●	●
3	Triple Charge makes noise while pumping.			●		
4	Water leaks around cap neck.		●			●

