

**XTRA POWER**  
**XXP 275**  
**SUPER SOAKER**

**NOZZLES**

**WATER  
RESERVOIR**

**TRIGGER**



**HAND  
PUMP**

**PRESSURE  
GAUGE**

### **SUPER SOAKER™ SPECIFACATIONS**

**SIZE:** 26 5/8"

**WATER CAPACITY:** 93 fl. oz


**WEIGHT EMPTY:** 2 lb 8 oz

**PUMP STROKE:** 6 1/4"

**WEIGHT FILLED:** 8 lb 6 oz

**PRESSURE:** 45 p.s.i.

**XTRA POWER**  
**XXP 275**  
**ALL PURPOSE SUPER SOAKER**



© 1995 LARAMI LIMITED.

A Subsidiary of Hasbro Inc., Mount Laurel N.J. 08054. Made in China.

All Rights Reserved. FOR COMMENTS OR QUESTIONS CALL 1800-669-TOYS

**LARAMI**®

1. Prior to filling water reservoir pump the handle approx. 12 or more times. This precharges the high pressure bottles.
2. Unscrew water reservoir fill cap. Fill with clean clear tap water. Replace fill cap.
3. Use hand pump to force water into high pressure bottles. Air pressure gauge will indicate when Super Soaker™ is fully charged.
4. Pull handle grip trigger towards you to create a powerful soaking stream of water.
5. For maximum performance, do not allow a complete loss of pressure in pressure bottle. Pump handle a few times after each shot to maintain pressure.
6. The reservoir bottle fill cap can be removed at any time for refilling.
7. Rotate nozzle to create different water streams.

## DO'S AND DON'TS


- 1 Do not shoot at anyone's face or eyes.
- 2 Do not leave Super Soaker™ pressurized when it is not in use. Hold trigger back until all pressure is released, prior to reuse. Remove water from reservoir if Super Soaker™ is not going to be used.
- 3 Do not use anything but clean, clear tap water. Use of other water or liquid may be harmful or damage the Super Soaker™.




1. Twist and remove fill cap.



2. Fill water reservoir with tap water. Replace fill cap.



3. Pump to pressurize.



4. Pull lever to shoot.

## TROUBLESHOOTING CHART

XP 275	Bottle out of water	Super Soaker™ not pressurized	This is normal	Intake screen on pick-up tube is clogged	O-ring around bottle is dirty or missing
	Refill bottle 2/3 full	Pump 10 to 12 pumps	Sounds are valves operating	Clean screen	Do not lose O-ring
1. Super Soaker™ does not shoot.	X	X			
2. Super Soaker™ does not shoot far.		X		X	
3. Super Soaker™ makes noise when pumping.			X		
4. Water leaks around bottle neck.					X