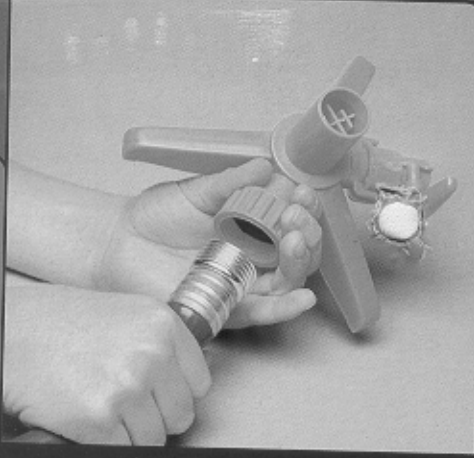




INSTRUCTIONS:



Attach 2-Way Fast-Filler to garden hose. Turn on water AFTER you attach device.



Press Super Soaker® blaster nozzle into filler. Relief valve will release water when reservoir is full.




Pull trigger to release a powerful stream of water—instantly! Or pull and release trigger rapidly for more shots.

WARNING!

1. Do not shoot at anyone's face or eyes.
2. Do not leave Super Soaker® blaster pressurized when not in use.
3. Fill your Super Soaker® blaster with clean, clear tap water only. Use of other water or liquids may be harmful or damage the Super Soaker® blaster.

2-way fast-filler

Requires Garden Hose



SPECIAL INSTRUCTION:
Rotate lever to allow free flow of water to fill your other Super Soaker® blasters.

TROUBLE SHOOTING CHART

	Reservoir out of water.	Super Soaker® blaster not pressurized.
	Refill with Fast Filler.	Refill with Fast Filler.
1	Super Soaker® blaster does not shoot.	●
2	Super Soaker® blaster does not shoot far.	●