

FILL!
+ CHARGE

70 OZ.
backpack

4 powerful
nozzle settings

relief
valve

fast fill
nozzle

trigger

2-way fast-filler

Garden Hose Required for Operation

harness

SPECIAL INSTRUCTION:
Rotate lever to allow free flow of water
to fill your other Super Soaker® blasters.

visit our website at:
www.supersoaker.com

U.S. Patent Pending. © 1999 Larami
Limited, A subsidiary of Hasbro, Inc.
Mt. Laurel, NJ 08054. Made in China.
Product colors and decoration may
vary. Conforms to 15 CFRS 1150-3.

For questions or comments,
call: 1-800-669-TOYS.

PROOF OF PURCHASE




0 71802 98570 3



LARAMI
LIMITED


Item No. 9857-0

TO USE FAST FILL DEVICE:



Attach 2-Way Fast-Filler to garden hose. Turn on water **AFTER** you attach device.

2



Press Fast Fill nozzle into filler. Relief valve will release water when Super Soaker® is full.



Rotate nozzle to release 2 different water stream widths, or 2 special spray effects. **DO NOT SET NOZZLE BETWEEN SETTINGS—Blaster will not shoot!**

4



Pull trigger to release a powerful stream of water—**instantly!** Pull and release trigger rapidly for more shots.

WARNING!

1. Do not shoot at anyone's face or eyes.
2. Do not leave Super Soaker® pressurized when not in use.
3. Fill your Super Soaker® with clean, clear tap water only. Use of other water or liquids may be harmful or damage the Super Soaker®.

TROUBLE SHOOTING CHART


	Backpack out of water.	Super Soaker® not pressurized.	Turret is between nozzles.
	Refill backpack.	Refill backpack.	Adjust nozzle.
Super Soaker® does not shoot.	●	●	●
Super Soaker® does not shoot far.		●	

IMPORTANT! Release pressure and empty water immediately after playing by pulling trigger.

Look for these great Super Soaker® blasters from Larami



SUPER CHARGER™ 400



SUPER CHARGER™ TRIPPLE CHARGE™



CPS™ 1200



CPS™ 2700