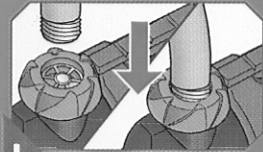
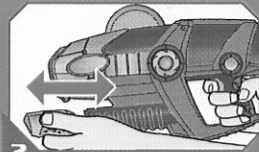



## HYDROBLADE™ Instructions



1 Place end of hose/faucet into Quick Fill Cap. Press down and fill 2/3 with clean, clear water.




2 Pump 15 to 20 times to pressurize.



3 Pull trigger to release water.



4 Press HYDROBLADE Action Button to engage the Blade.




5 Pull trigger to release water in every direction.

## Body Target Instructions



1 Remove Body Target paper backing and dispose of properly.



2 Stick adhesive side of Body Target onto your body and blast away!

**IMPORTANT:** SUPER SOAKER SOAKERTAG ELITE Body Targets have been thoroughly tested. However, as with cosmetics, some individuals may experience minor irritation. If irritation occurs, rinse with water and discontinue use.