


TEDDY RUXPIN®

TELEPHONE ... BOOK



All about telephones, phone manners and using your
TEDDY RUXPIN Electronic Telephone.
Recommended for Ages 3 and Up



WORLDS OF WONDER®
©1985, 1990 Achary II, Inc. All Rights Reserved

The Story of TEDDY RUXPIN™ and GRUBBY™


Maybe you already know about Teddy Ruxpin and his good friend, Grubby – about their travels through the Land of Grundo and their wonderful adventures as they search for the missing half of a magic medallion. But maybe you don't. So here's a little history:

Teddy and Grubby meet lots of wonderful new friends:

Teddy Ruxpin met Grubby in Rillonia and they've been best friends ever since.

Teddy Ruxpin and Grubby set out for adventures in Grundo and have lots of fun and do lots of exciting things. Grubby loves to go exploring, so together, they make perfect traveling companions.

Throughout their journeys Teddy Ruxpin and Grubby meet lots of wonderful new friends. And they have a way of making friends for life, which is a very good thing. Because they are about to make friends with you, too.



The Story of the Telephone

We didn't always have telephones. In fact, before there were telephones, the only way to talk to someone was to visit them. The telephone was invented by a man named Alexander Graham Bell. That was a long time ago – in 1876.

Telephones are a very important part of everyone's lives today. They're important to families and friends, and to businesses too.

People can easily talk to each other from halfway around the world. And some day there will be picture phones so you can actually see the person you're talking to. If Alexander Graham Bell were still alive, he would be very surprised to see how big his invention has become.

How to Use a Real Telephone

There are certain manners that are just for calling, answering, and talking on a real telephone. Here are some of them:

Making a Call. . . Whenever you call someone, always introduce yourself when they answer. It is not polite to ask people to guess who you are. And you should never expect people just to know your voice. Another very polite thing to do is to ask people if they have time to talk.

Teddy and Grubby are about to make friends with you.

Here are some ways to introduce yourself:

- Hello, this is Kimberly.
(Put in your own first name.)
- Hi, this is Max, are you busy?
- Hello, Grandma? It's Ashley.

Do you have a minute to chat?



Answering the Phone

You should always answer a phone call in a pleasant, polite voice. And it's nice to say who you are. Here are some very polite ways to answer the phone:

Hello. Alex speaking. (Use your own name.)

Hello, this is Victoria. Can I help you?

Hello, the Thompson residence. (Put in your own last name.)



How to Use Your TEDDY RUXPIN™ Electronic Telephone

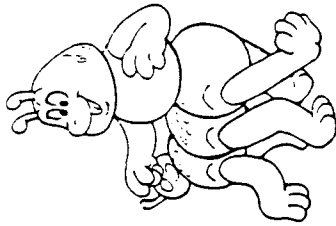

Battery Installation

Before you can talk on your Teddy Ruxpin Electronic Telephone, ask a grown-up to install four fresh "AA" Alkaline batteries. The battery door is located on the bottom of the phone.

Calling TEDDY RUXPIN™

Calling Teddy Ruxpin is very easy.
Just press any one of these numbers.

1
2
4
6
8
9
0



Calling GRUBBY™

3
5
7

Getting a Call from TEDDY RUXPIN™ or GRUBBY™

- Ask your parents to show you how to receive a call from Teddy Ruxpin or Grubby.
- When you hear your Teddy Ruxpin Electronic Telephone ring, answer it as soon as you can.
- Remember, always answer the phone politely.

4

Talking to TEDDY RUXPIN™ or GRUBBY™

- As soon as you dial Teddy Ruxpin's or Grubby's number, put the phone to your ear.
- When one of them answers, answer back right away.
- Teddy Ruxpin is very polite. He will always wait for you to stop talking before he talks. You should do the same for him.
- When Teddy Ruxpin has to go, he will tell you so. When this happens, say good-bye politely. If you want to talk some more, just call back.

To Keep Talking as Long as You Like

You can keep talking to Teddy Ruxpin and Grubby as long as you like, if you remember one thing:

Press any button while you're talking.

When do you press it? The best time is after you and Teddy Ruxpin are finished talking about one thing, and are ready to talk about something else.

Here's an example of when to press the button in a conversation:

TEDDY: What's your favorite book?

YOU: The Three Bears.

TEDDY: Really?

YOU: Yes!

—PRESS ANY BUTTON NOW —

5

Getting Messages

If Teddy Ruxpin or Grubby call when you're not there, they'll just leave you a message. You'll know if they left you a message, because the message light will be blinking. To hear your message, just press the "#" or "*" key and put the phone to your ear.


Practicing Your Own Phone Number

You can use your Teddy Ruxpin Telephone to practice dialing your own home phone number. Teddy Ruxpin knows what your number is. So if you get it right, you'll get a special greeting from Teddy Ruxpin!

TO PARENTS ONLY - IMPORTANT!!!

You can make Teddy Ruxpin and Grubby call, as well as activate other features, by pressing an entire row of keys simultaneously.

- 1 2 3 -- press to have Teddy Ruxpin leave a message right away.
(Message light will begin blinking.)
- 4 5 6 -- press to make telephone ring in 15 seconds
- 7 8 9 -- press to ring in 5 minutes
- * 0 # -- press to program home phone number



6

To Make the TEDDY RUXPIN™ Telephone Ring,

press either of the middle rows of keys simultaneously as indicated. The phone will then ring two or three times. If your child doesn't answer, then Teddy Ruxpin or Grubby will leave a message. To make the phone ring again later, you must repeat the process.

Hello. This is Teddy. How are you? What is your favorite book?


To Enter Your Home Phone Number,

press the bottom row of keys (*0#) as shown – you'll hear a beep. Next, punch in your telephone number, up to 10 digits. You'll then hear a beep and the message light will blink for a second to confirm that your number was programmed. If you don't hear the beep, simply repeat the process. Once the number is programmed, Teddy Ruxpin will deliver a rewarding message every time your child dials his number correctly.

Teach Your Children to Make It Ring.

Once children become familiar with calling Teddy Ruxpin and Grubby – and with dialing their home phone numbers – you may want to teach them to make the phone ring by themselves. Remember to stress that it's important that they hold all three keys down at the same time. They'll feel proud to be able to do it. And who knows? Maybe you'll be the one getting a call from Teddy Ruxpin!

If you have a problem, call 1-800-DIAL-WOW.





7

Important Phone Numbers

Mom's Work _____
Dad's Work _____
The Neighbors _____
Grandparents _____
Best Friend _____
School _____
Aunt _____
Uncle _____

Worlds of Wonder 1-800-DIAL-WOW



WOW
WORLDS OF WONDER[®]

©1985, 1990 Alchemy II, Inc. All Rights Reserved.