

HOME ALONE 2
LOST IN NEW YORK

Deluxe Talkboy™

CASSETTE RECORDER WITH VOICE CHANGER

MODEL 83-506

TIGER ELECTRONICS
INC.®

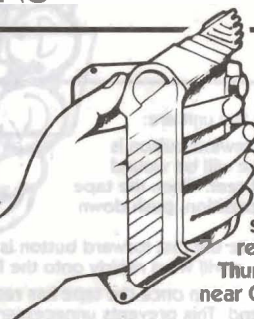
OPERATING INSTRUCTIONS



Slide battery compartment door (located at back of unit) away from unit.



Insert 4 "AA"/ LR 6 batteries according to diagram provided on label in compartment. (Do not mix old and new batteries. Do not mix alkaline, standard or rechargeable batteries.)



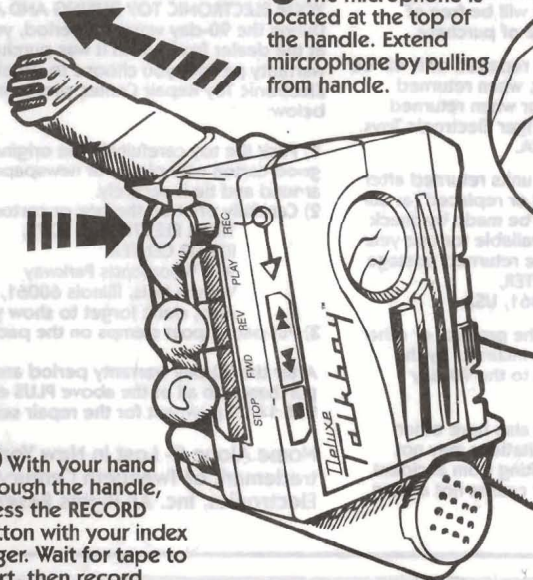
To hold, slide hand through handle. Fingers should be able to reach buttons. Thumb should rest near ON/OFF switch.

TO RECORD (Please note: Cannot record on the cassette tape side which features the lines from Home Alone 2. Only able to record on the other side which is blank.)

1 Open cassette door by pulling back on tab located on door. Slide cassette into position through tabs in door (thin side of cassette should go in first). Close door.



2 The microphone is located at the top of the handle. Extend microphone by pulling from handle.



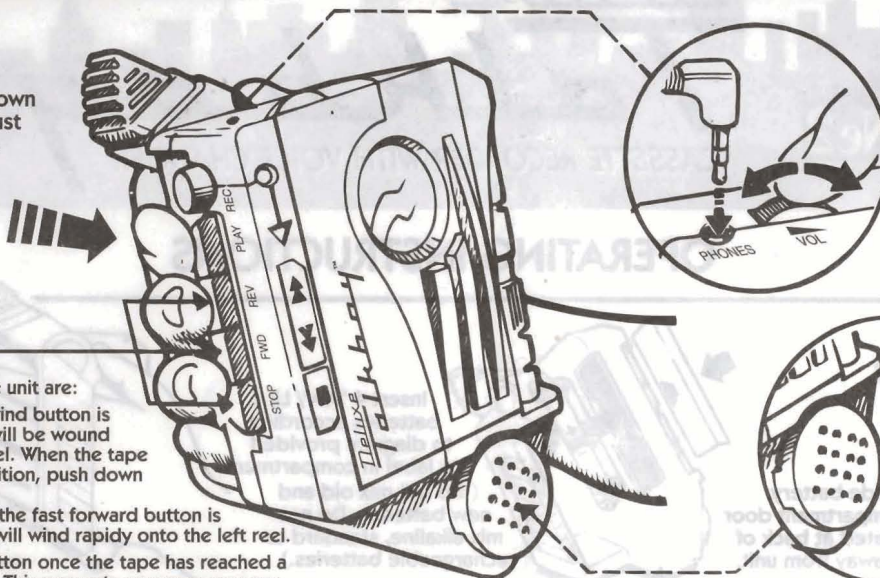
4 The SLOW/ON/OFF switch controls all the functions of the TALKBOY. It is located at your thumb for easy use. Push to "ON" to start TALKBOY functions. Push to "OFF" to stop functions. The SLOW position controls both playback and record functions. Playback of normally recorded voice in SLOW will deepen voice. Recording in SLOW then playing back at normal speed will raise the pitch of voice.

5 When you are finished recording, press the STOP button. Only remove cassette after stopping the tape.



TO PLAY BACK

Insert the recorded cassette and press down the PLAY button. Adjust the VOLUME controls.



Near the microphone are the VOLUME control and the PHONES JACK. To increase or decrease the sound level during play back, rotate the wheel. To use headphones (not included) press into jack hole.

The other buttons on the unit are:

REW (rewind) - If the rewind button is pushed down the tape will be wound rapidly onto the right reel. When the tape reaches the desired position, push down STOP button.

FF (fast forward) - While the fast forward button is pushed down, the tape will wind rapidly onto the left reel.

Note: Press the STOP button once the tape has reached a desired position or end. This prevents unnecessary wear.

90-DAY LIMITED WARRANTY

Tiger Electronic Toys warrants to the original consumer purchaser of the Home Alone 2-Lost in New York Talkboy that the product will be free of defects in material or workmanship for 90 days from date of purchase.

During this 90-day warranty period the unit will either be repaired or it will be replaced (at our option) without charge to the purchaser, when returned either to the dealer with proof of the date of purchase, or when returned prepaid and insured with proof of date of purchase, to Tiger Electronic Toys, 980 Woodlands Parkway, Vernons Hills, Illinois 60061, USA.

Units returned without proof of the date of purchase, or units returned after the 90-day warranty period has expired, will be repaired or replaced (at our option) for a service charge of US\$ 14.00. Payment must be made by check or money order. This non-warranty service will only be available for one year from the date of purchase. All non-warranty units must be returned postage paid and insured to TIGER ELECTRONIC TOYS, REPAIR CENTER, 980 WOODLANDS PARKWAY, VERNON HILLS, ILLINOIS 60061, USA.

Tiger Electronic Toys will not be liable for loss of use of the product or other incidental or consequential costs, expenses, or damages incurred by the purchaser. Any implied warranties are limited in duration to the 90-day period from the original date of purchase.

This warranty gives you specific legal rights and you may also have other rights which vary from state to state so the foregoing limitations may not apply to you. This warranty does not cover damage resulting from accident, unreasonable use, negligence, improper service or other causes not arising out of defects in material or workmanship.

HOW TO GET SERVICE FROM THE TIGER ELECTRONIC TOYS REPAIR CENTER ON YOUR ELECTRONIC TOY DURING AND AFTER THE 90-DAY WARRANTY PERIOD. During the 90-day warranty period, you may have a defective toy replaced at the dealer from which it was purchased. If, however, during the 90-day warranty period, you choose to obtain repair or replacement from the Tiger Electronic Toy Repair Center, please make the arrangements described below:

- 1) Pack the toy carefully in the original box. If the box is not available, use a good carton with plenty of newspaper, styrofoam or other padding all around and tie it securely.
- 2) Carefully print on the box or carton the following name and address:
TIGER ELECTRONIC TOYS,
REPAIR CENTER
980 Woodlands Parkway
Vernon Hills, Illinois 60061, USA.
Also, don't forget to show your return address.
- 3) Put parcel post stamps on the package; insure the package, then mail.

After the 90-day warranty period and up to one year from the date of purchase, do all of the above PLUS enclose your check or money order for US\$ 14.00 payment for the repair service.

Home Alone 2- Lost in New York and Talkboy are registered trademark of Twentieth Century Fox Film Corporation and Tiger Electronics, Inc. All Rights Reserved.