
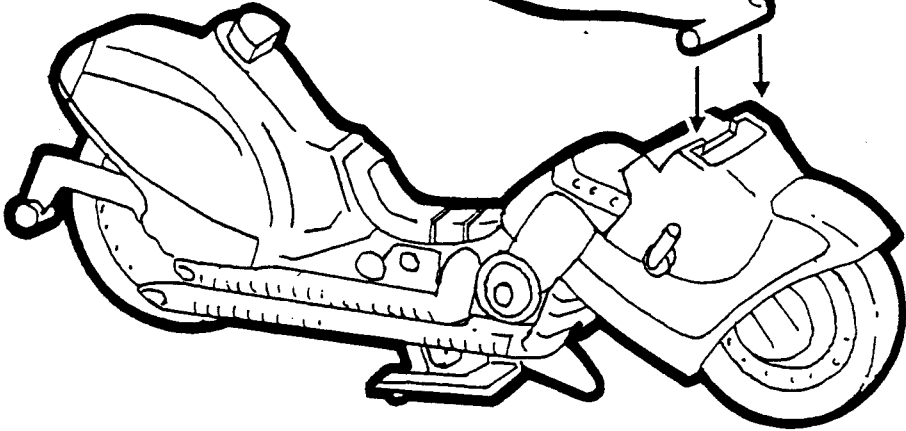


ASSEMBLY AND INSTRUCTIONS

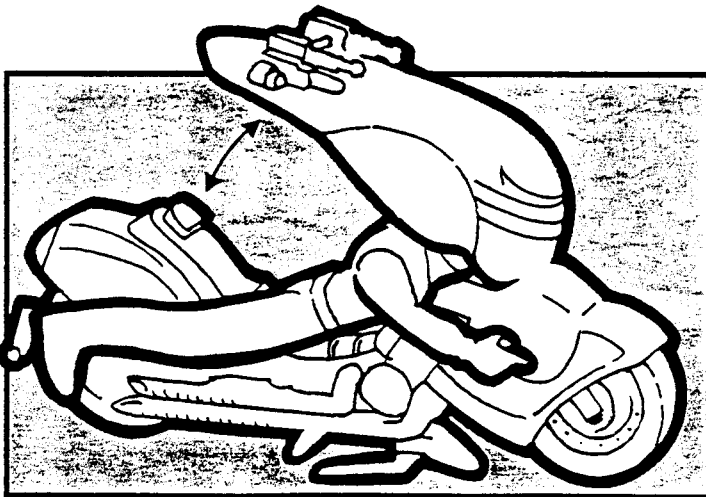



1
Snap weapons
onto canopy.

2
Snap canopy
front onto cycle.




3
Place figure on
cycle as shown
and close canopy.
It will snap shut.






4

Load missile, with fins pointed down, into the bottom of the cycle.



5

Lean cycle back on rear wheel to "pop a wheelie" as shown. Missile fires when tailpipe is pushed against the ground.



6

Swing kickstand down to make cycle stand.

