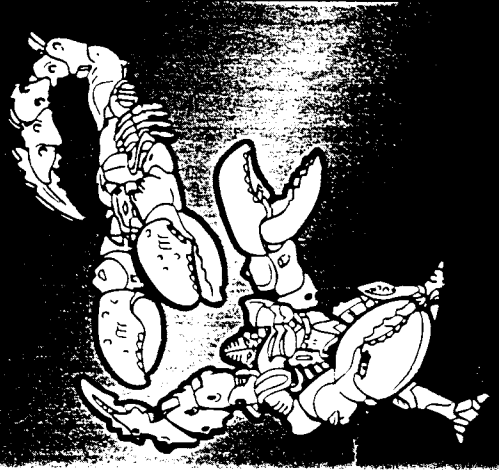


INSTRUCTIONS AGES 5 & UP

**BEAST WARS™
TRANSFORMERS™**



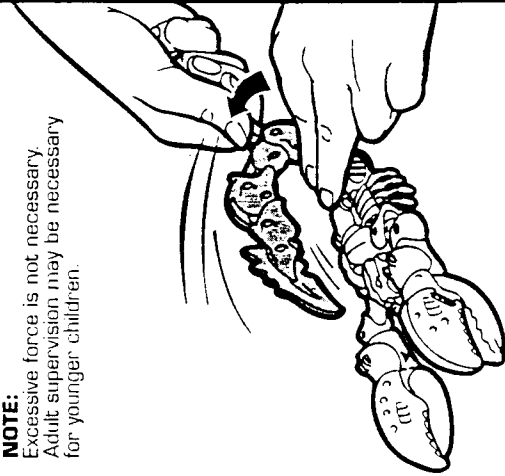
Predacon™ Scorponok™

STEP 1

Hold bottom of tail as you press forward and release on tail lever to activate tail stinger action.

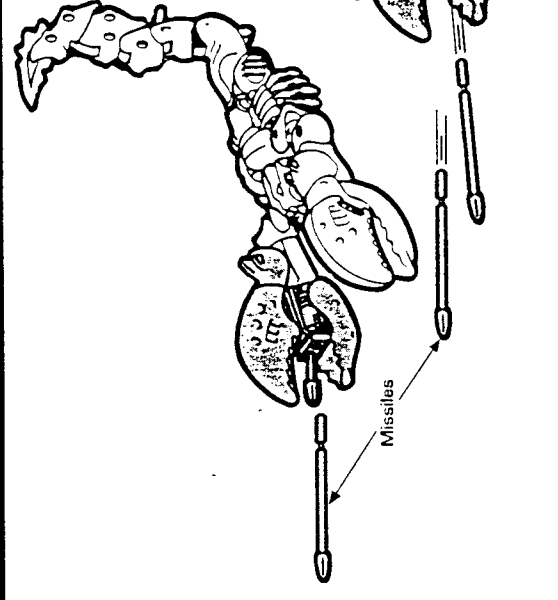
NOTE:

Excessive force is not necessary. Adult supervision may be necessary for younger children.



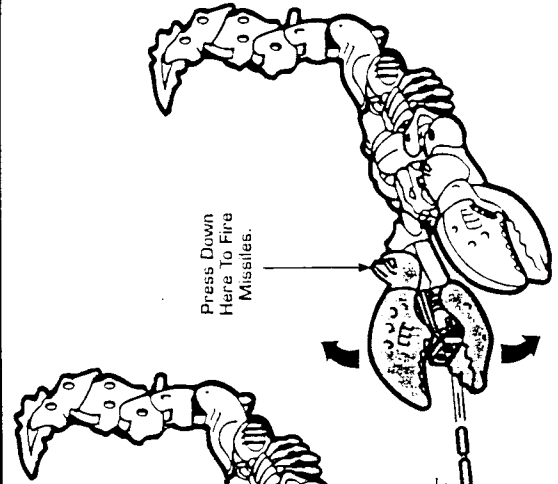
STEP 2

Open up right claw and load 2 missiles, close claw.



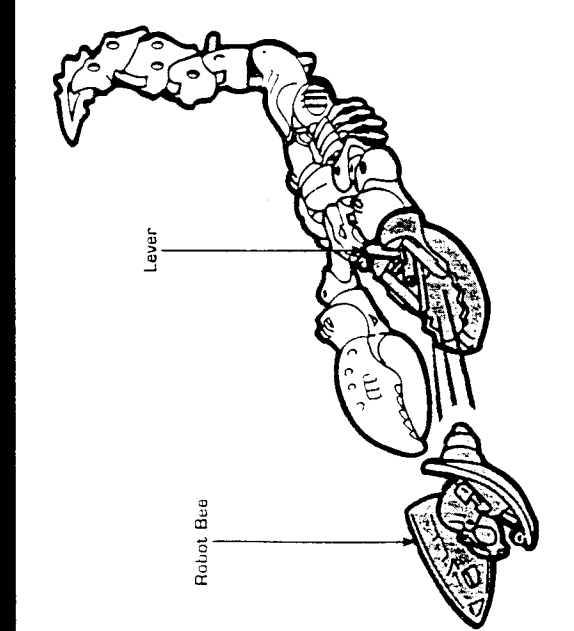
STEP 3

Both missiles fire when claw is opened.



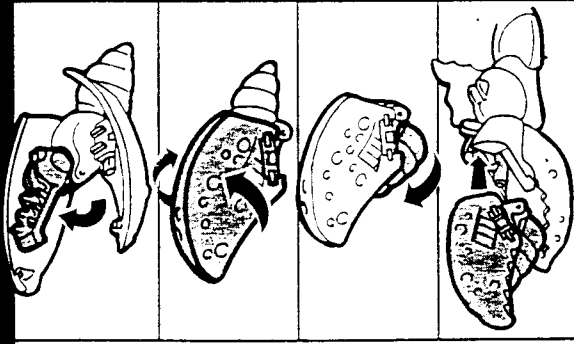
STEP 4

Pull back lever on left claw to fire top half of claw. Claw turns into robot bee while in flight.



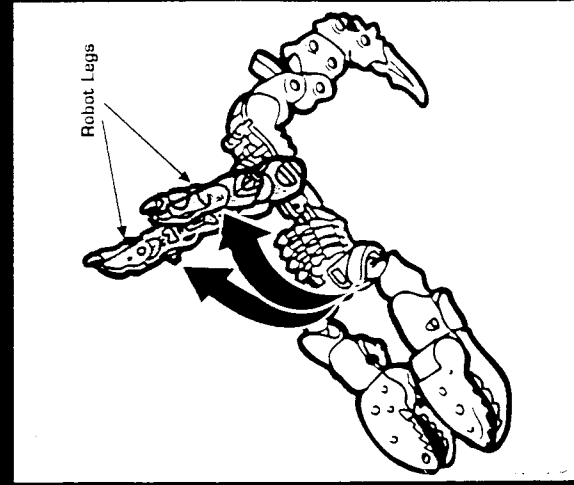
STEP 5

To turn robot bee back into claw, rotate bees head up, fold wings up and flip tail under. Slide claw back onto firing pin.




STEP 6

Unsnap and rotate Scorpions head to the rear, which splits into 2 Robot legs.




STEP 7

Rotate legs down and pull out Robots head from tail.




STEP 8

Move tail with Robot head up and insert peg into body as shown.



STEP 9

Rotate Scorpion tail. Flip out Robot feet and stand up.




STEP 10

Push in Scorpion Legs at side of body. Scorpions legs become Robots ribs.


STEP 11

Rotate claw arms down so they become robot arms.



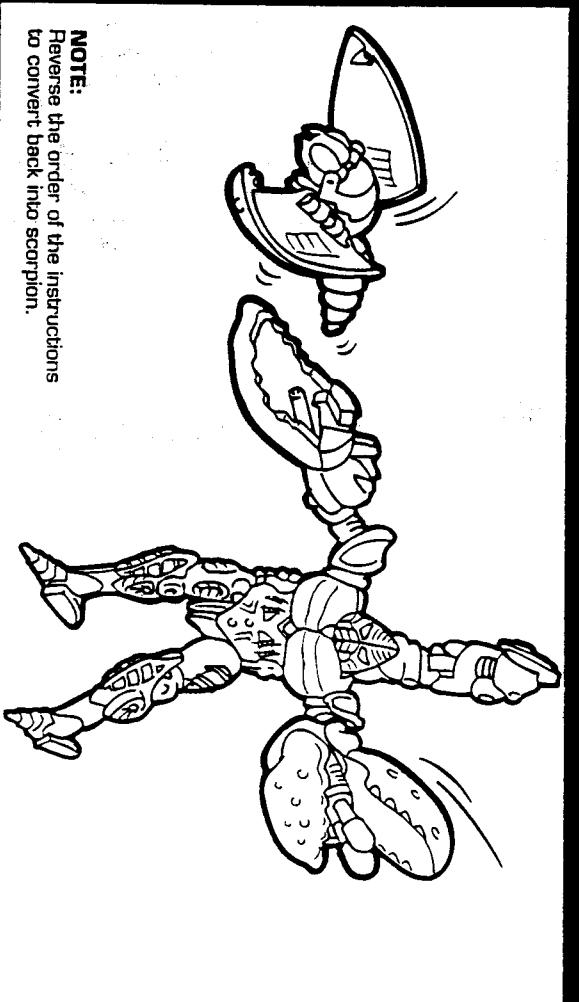
STEP 12

Open face mask to expose Robots face.



STEP 13

Stinging Bee features and claw launcher still work in Robot mode.



NOTE:
Reverse the order of the instructions to convert back into scorpion.

Kenner

© 1995 HASBRO, INC.
Produced by Kenner Toys, Inc. 02855
11/95