

TRANSFORMERS® BEAST WARS®

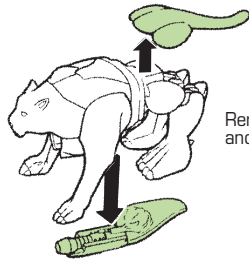


AGES 5+

81181/81147 Asst.

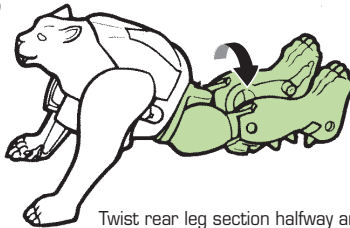
NOTE: Some parts are made to detach if excessive force is applied and are designed to be reattached if separation occurs. Adult supervision may be necessary for younger children.

1



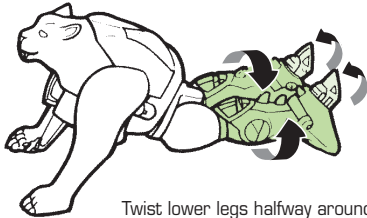
Remove tail section and weapon.

2



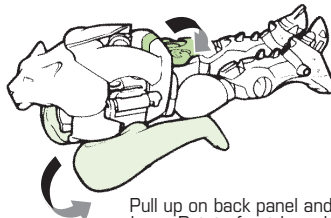
Twist rear leg section halfway around.

3



Twist lower legs halfway around. Pull out robot feet.

4



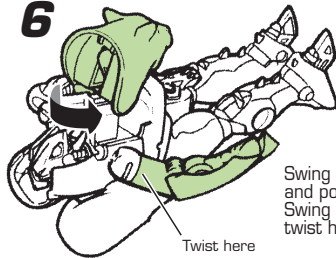
Pull up on back panel and swing down. Rotate front legs down.

5



Pull out robot arms as shown. Pull up on cheetah head.

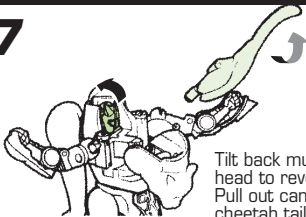
6



Swing head around and position as shown. Swing arms down and twist halfway around.

Twist here

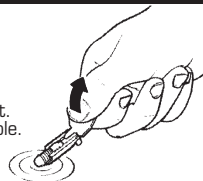
7



Tilt back mutant cheetah head to reveal robot head. Pull out cannon barrel from cheetah tail. Fit cannon post into robot fist.

8

Press "squirt" bellows and place end in water. Release bellows to fill. Squeeze to squirt. Squirter weapon fits into fist hole.

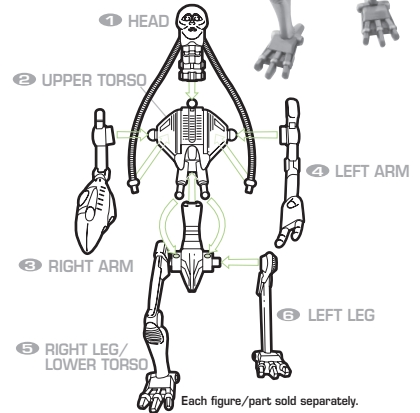



Reverse order of instructions to convert back into beast.



2
UPPER TORSO

Collect all six Series 1
BEAST WARS® 10th
Anniversary Figures to
build TRANS-MUTATE™!



Each figure/part sold separately.

Some poses may require hand support.
Product and colors may vary.



TRANSFORMERS.COM

© 2005 Hasbro. All Rights Reserved.
TM & © denote U.S. Trademarks.
Manufactured under license from Takara Co., Ltd.

P/N 6534440000