


BEAST WARS
TRANSFORMERS™



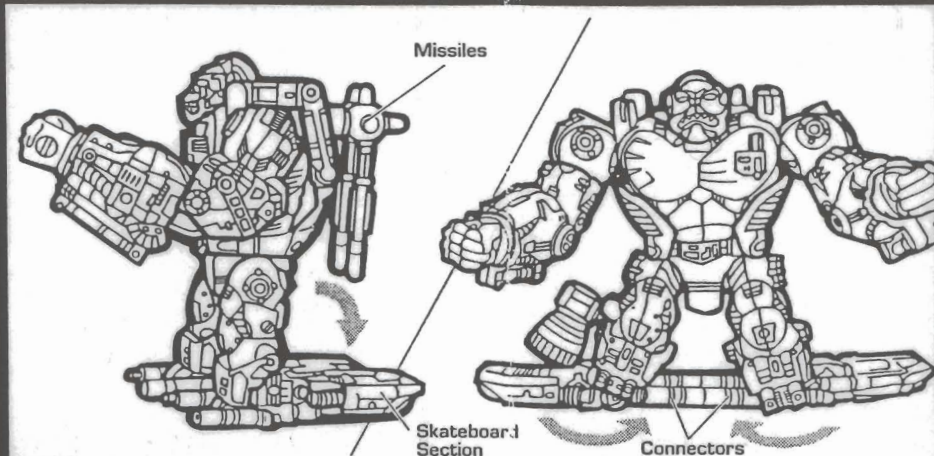
WARNING:
CHOKING HAZARD - Small parts.
Not for children under 3 years.

CHALLENGE LEVEL OF ROBOT CONVERSION
BASIC INTERMEDIATE ADVANCED EXPERT

TRANSMETAL™ OPTIMUS PRIMAL™

TRANSPORTATION MODE

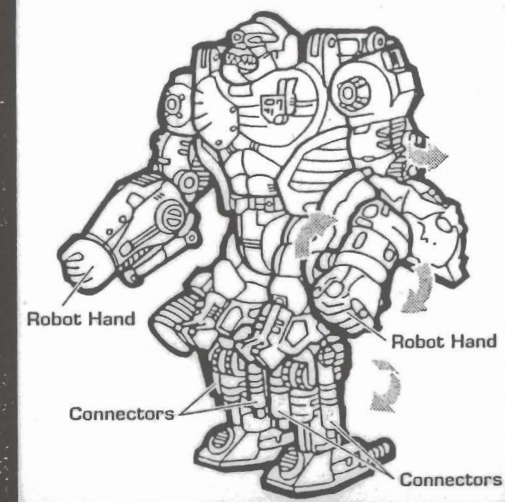
Place missiles into backpack as shown. Rotate skateboard sections down. Rotate skateboard connectors to center and connect together. Reverse procedure to continue transformation into robot mode.



NOTE:
Some parts are made to detach if excessive force is applied and are designed to be re-attached if separation does occur. Adult supervision may be necessary for younger children.


STEP 1

Straighten robot legs and rotate skateboard sections to become robot feet. Position connectors as shown. Open forearms. Pull up and rotate robot hands around. Close forearms.



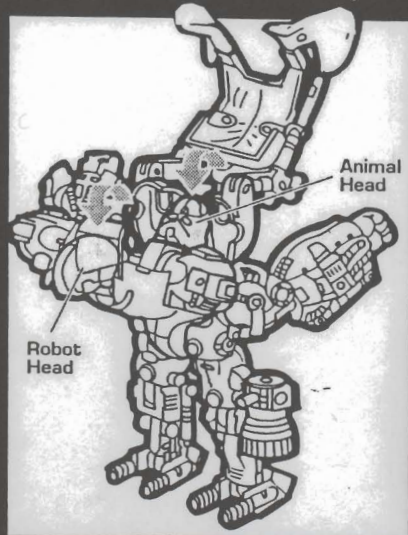
STEP 2

Lower side panels, then raise back pack.



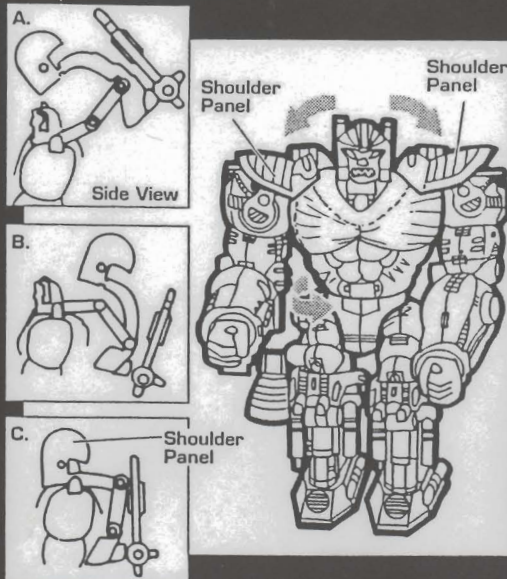
STEP 3

Turn around. Separate chest halves at shoulder. Rotate animal head down and robot head up. Close chest panel.



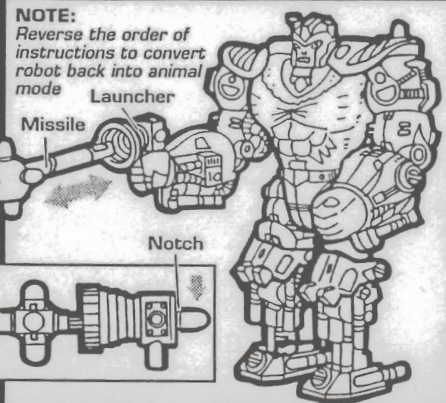
STEP 4

Lower backpack as shown (A, B & C). Lower shoulder panels. Rotate torso at waist.



STEP 5

Detach launcher and place into hand. Insert missile into launcher. Notch in missile hooks on back of launcher. Press down on back of missile to fire.



NOTE:
Reverse the order of instructions to convert robot back into animal mode.

Kenner

©1997 HASBRO, INC.
Pawtucket, Rhode Island 02862
All Rights Reserved.
Manufactured under license from Takara Co., Ltd.

Made in Thailand

544428.00