

ROBOT

## BIO &amp; TECH SPECS.



## CLIP AND SAVE!

STRENGTH

90

INTELLIGENCE

40

SPEED

80

ENDURANCE

60

RANK

50

COURAGE

70

FIREPOWER

70

SKILL

80



PREDACON™

TARANTULAS™

## CHALLENGE LEVEL OF ROBOT CONVERSION

BASIC INTERMEDIATE ADVANCED EXPERT



PROOF OF PURCHASE



0 76281 80413 2

TARANTULAS™

Kenner®

© 1997 HASBRO, INC.  
Pawtucket, Rhode Island 02862.  
All Rights Reserved.Manufactured under license  
from Takara Co., Ltd.Check Us Out On-Line!  
<http://www.hasbro.com>MADE IN CHINA  
547395.00

In the interest of better quality and value, we are constantly improving and updating our products. Consequently, pictures on this package may sometimes differ from the model enclosed.

## CLIP AND SAVE INSTRUCTIONS:

## INSTRUCTIONS:

Excessive force is not necessary. Some parts are made to detach if excessive force is applied and are designed to be re-attached if separation does occur. Adult supervision may be necessary for younger children.

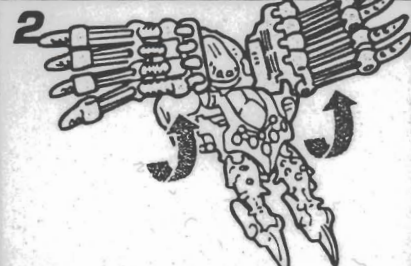
## 1 VEHICLE MODE

From the underside pull back on rear wheel. Rotate and raise rear wheel, then raise and rotate front wheel. Turn over for vehicle mode. Return to animal mode before converting to robot.

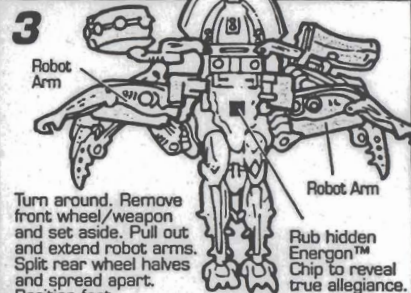
Rear Wheel



Front Wheel



Return to animal mode before converting to robot. From top, pivot panels with Tarantula legs back.



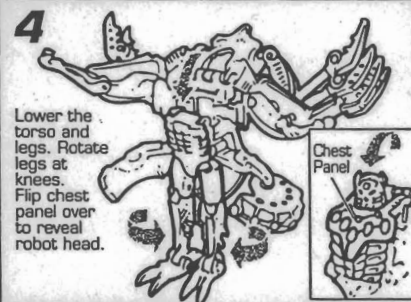
3

Robot Arm

Robot Arm

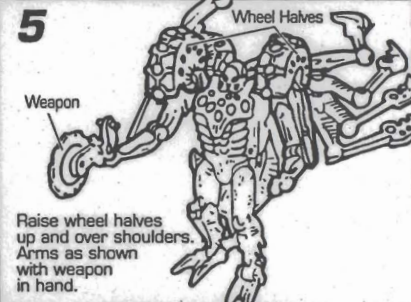
Turn around. Remove front wheel/weapon and set aside. Pull out and extend robot arms. Split rear wheel halves and spread apart. Position feet.

Rub hidden Energon™ Chip to reveal true allegiance.



Lower the torso and legs. Rotate legs at knees. Flip chest panel over to reveal robot head.

Chest Panel



5

Weapon

Wheel Halves

Raise wheel halves up and over shoulders. Arms as shown with weapon in hand.

Reverse the order of the instructions to convert back into Tarantula.

Have an adult cut along dotted lines.

Tru-Color  
SCITEX  
STAR PS

CYAN MAG

BL