

TRANSFORMERS

ROBOTS IN DISGUISE

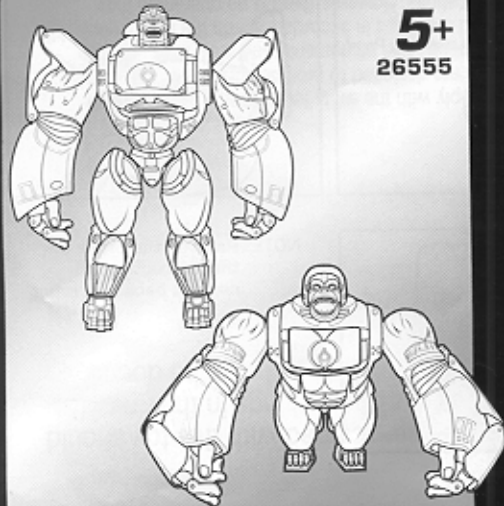
INSTRUCTIONS

AIR ATTACK

OPTIMUS PRIMAL™

SUPREME GORILLA

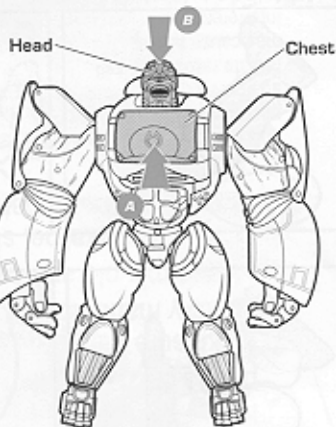
5+
26555



ROBOT MODE

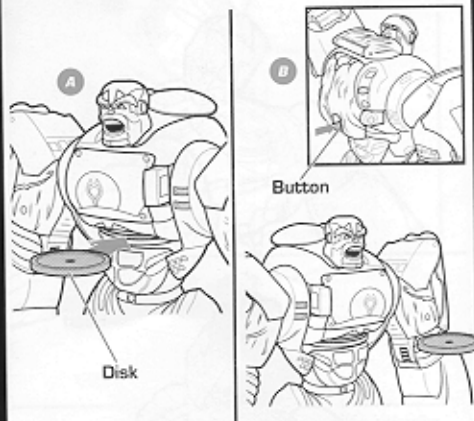
POWER UP MODE

- A. Press chest panel to activate "power up" sound.
B. Press head down to hear all 3 sounds.



FIRE MODE

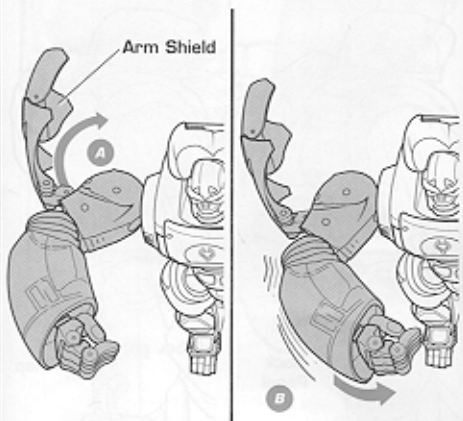
- A. Insert disk into slot in stomach.
B. Press button to fire disk and hear blaster sound.



NOTE: Some parts are made to detach if excessive force is applied and are designed to be re-attached if separation does occur. Adult supervision may be necessary for younger children.

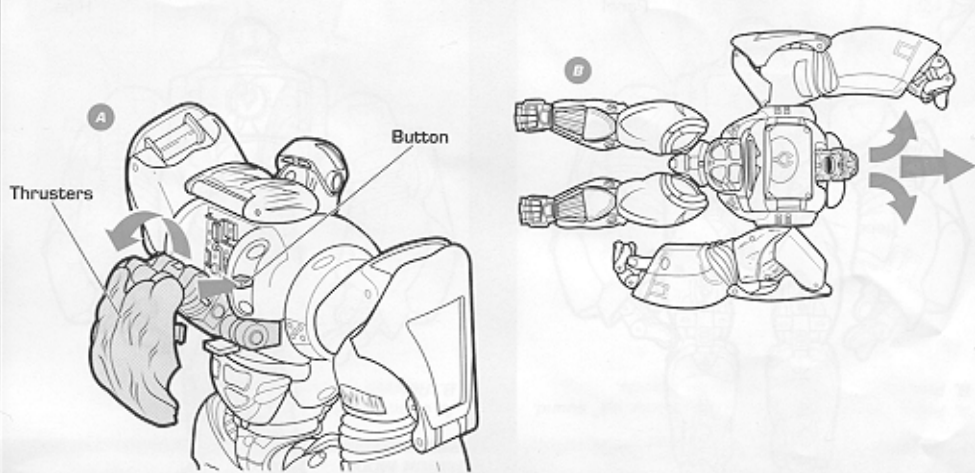
PUNCH MODE

- A. Open and pull back arm shield.
B. Release shield for punch and sound.



ATTACK MODE

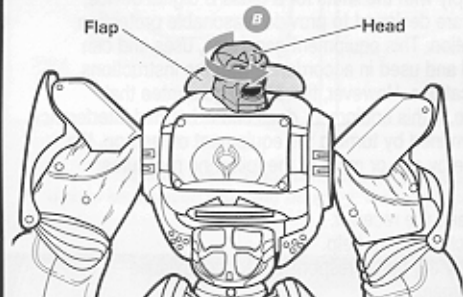
- A. Press button for thrusters and sound. B. Move OPTIMUS PRIMAL figure up, down and straight for soaring, diving and fly-by sounds.



CHANGING TO GORILLA

STEP 1

- A. Close thrusters and blast panel to begin change.
B. Slightly lift flap. Turn robot head around.




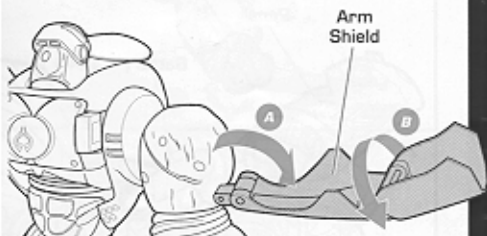
STEP 2

- A. Pull chest out. B. Turn it around. C. Push it in.



STEP 3

- A. Pull upper arm shields out. B. Turn them around.
C. Flatten them on lower arms.



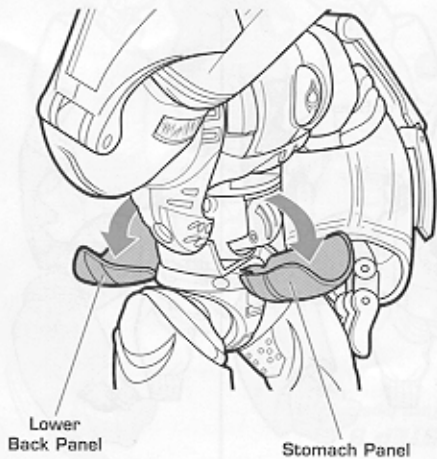
STEP 4

- A. Rotate thumbs. B. Pull out hand.
C. Lift flap behind head.



STEP 5

- Open stomach and lower back panels.



STEP 6

- Rotate upper body around to reveal gorilla head.

