



Thank you for purchasing this Baby Alive® product! Please read these instructions carefully.



ALSO INCLUDES:




Baby Alive®

All Dolled Up™

TO PLAY

FEEDING TIME

Before feeding your doll, make sure her diaper is fastened securely.



To feed your doll:

1. Fill sippy cup with clean, cold water or add clean, cold water and a packet of BABY ALIVE® Doll Juice Mix (sold separately).
2. Replace sippy cup top.
3. Hold doll in a reclining position. Make sure her head is higher than her tummy.
4. Place sippy cup securely in doll's mouth. Gently squeeze sippy cup and liquid will flow into doll's mouth. She drinks!



Important feeding guidelines


- Use only clean, cold water or BABY ALIVE® Doll Juice Mix (sold separately).
- Do not use real juice or other beverages.
- Do not use BABY ALIVE® Doll Food (sold separately); it is not designed for this doll.
- Do not feed doll more than one sippy cup of water or Doll Juice Mix (sold separately) between diaper changes.

DIAPER TIME

After feeding your doll, you'll need to change her diaper!

To change diaper:

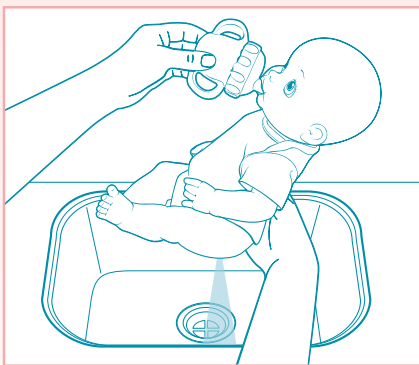
1. Remove diaper and wipe doll clean with a soft, damp cloth or paper towel.
2. Put on a new diaper and fasten securely.
 - **ALWAYS** change your doll's diaper and clean her after she drinks.
 - **NEVER** let your doll sit with a wet diaper.
 - Discard wet diapers; they cannot be washed or reused.



Important cleaning instructions

It is important to flush doll clean immediately after each use. If using Doll Juice Mix and any juice remains in the doll, it can become difficult to clean.

- To clean doll after feeding her Doll Juice Mix (sold separately), give her a sippy cup full of water until any remaining juice has been rinsed away and the water runs clear (it's best to do this over a sink). Use a soft cloth or paper towel to wipe away any juice on doll's mouth. Allow doll to dry.
- **STAIN ADVISEMENT: BABY ALIVE®** Doll Juice Mix (sold separately) may stain some surfaces. Adult supervision recommended. If spilled, wash with soap and water.
- Clean doll's face and body by wiping gently with a soft, damp cloth.
- Do not submerge doll in water; it is not intended for bath-time play.
- Do not place any foreign objects in doll's mouth or any other opening.
- Blouse, skirt and t-shirts are machine-washable (mild detergent, cold water, no bleach, gentle cycle); they can also be spot-cleaned with a cool damp cloth; hang to dry.
- Hand-wash sippy cup with mild dish soap and water; it is not dishwasher-safe.



Product and colors may vary.

© 2009 Hasbro. All Rights Reserved.
TM & ® denote U.S. Trademarks.

19222/191500000 Asst. PN 6954870000



Questions? Call 1-800-327-8264