

FCC STATEMENT

This device complies with part 15 of the FCC Rules. Operation is subject to the following two conditions: (1) This device may not cause harmful interference, and (2) this device must accept any interference received, including interference that may cause undesired operation.

This equipment has been tested and found to comply with the limits for a Class B digital device, pursuant to part 15 of the FCC Rules. These limits are designed to provide reasonable protection against harmful interference in a residential installation. This equipment generates, uses and can radiate radio frequency energy, and, if not installed and used in accordance with the instructions, may cause harmful interference to radio communications. However, there is no guarantee that interference will not occur in a particular installation. If this equipment does cause harmful interference to radio or television reception, which can be determined by turning the equipment off and on, the user is encouraged to try to correct the interference by one or more of the following measures:

- Reorient or relocate the receiving antenna.
- Increase the separation between the equipment and the receiver.
- Consult the dealer or an experienced radio/TV technician for help.

CAUTION: Changes or modifications to this unit not expressly approved by the party responsible for compliance could void the user's authority to operate the equipment.

Product and colors may vary.

© 2009 Hasbro. All Rights Reserved.
TM & ® denote U.S. Trademarks.

19412/19411 Asst.
19416/19415 Asst.

PN 7031540000




Questions? Call 1-800-327-8264

x3 1.5V AA
LR6 size
**BATTERIES
INCLUDED**

Replace with 3 x 1.5V
"AA" or LR6 size
alkaline batteries.
Phillips/cross head
screwdriver (not
included) needed to
replace batteries.

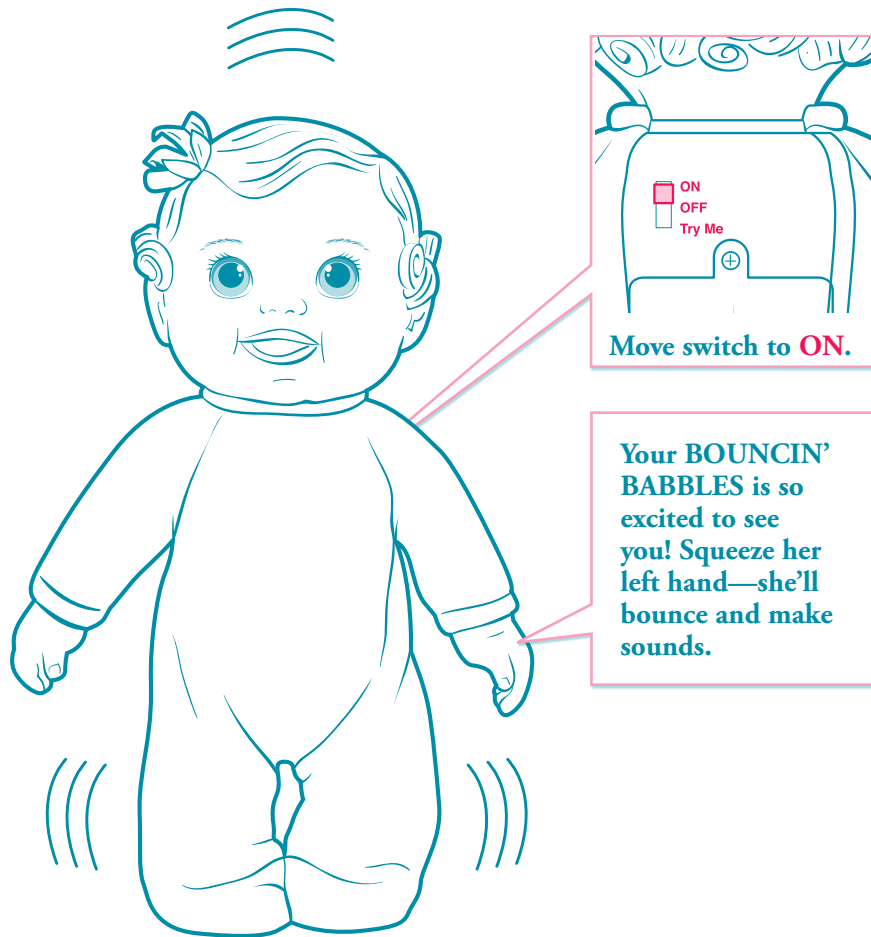
AGES 3+



**Baby
Alive®**


Bouncin' Babbles™

TO PLAY



IMPORTANT CLEANING INSTRUCTIONS

- Clean doll's face and body by wiping gently with a soft, damp cloth. **Do not rub.**
- Do not submerge doll in water; it is not intended for bath-time play.

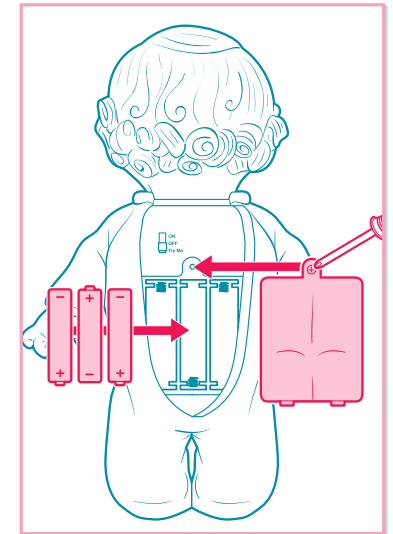


TROUBLESHOOTING

If your **BOUNCIN' BABBLES** doll is unresponsive, or if sounds become erratic, the battery power may be low. Replace batteries.

TO REPLACE BATTERIES

1. Locate battery compartment on doll's back.
2. Loosen screw on battery door.
3. Remove and discard old batteries.
4. Replace with fresh 3 x 1.5V "AA" or LR6 size alkaline batteries.
5. Replace door and tighten screw.



IMPORTANT: BATTERY INFORMATION

⚠ CAUTION:

1. Always follow the instructions carefully. Use only batteries specified and be sure to insert them correctly by matching the + and - polarity markings.
2. Do not mix old batteries and new batteries or standard (carbon-zinc) with alkaline batteries.
3. Remove exhausted or dead batteries from the product.
4. Remove batteries if product is not to be played with for a long time.
5. Do not short-circuit the supply terminals.
6. Should this product cause, or be affected by, local electrical interference, move it away from other electrical equipment. Reset (switching off and back on again or removing and re-inserting batteries) if necessary.
7. **RECHARGEABLE BATTERIES:** Do not mix these with any other types of batteries. Always remove from the product before recharging. Recharge batteries under adult supervision. **DO NOT RECHARGE OTHER TYPES OF BATTERIES.**