


PLAY FAVORITES™

Busy Gears

OVER
12
months

ADULT PLEASE NOTE: This toy is shipped in "DEMO" mode. move switch on back of toy to "PLAY" position before using at home.



x3 BATTERIES INCLUDED

1.5VAA or R6 size

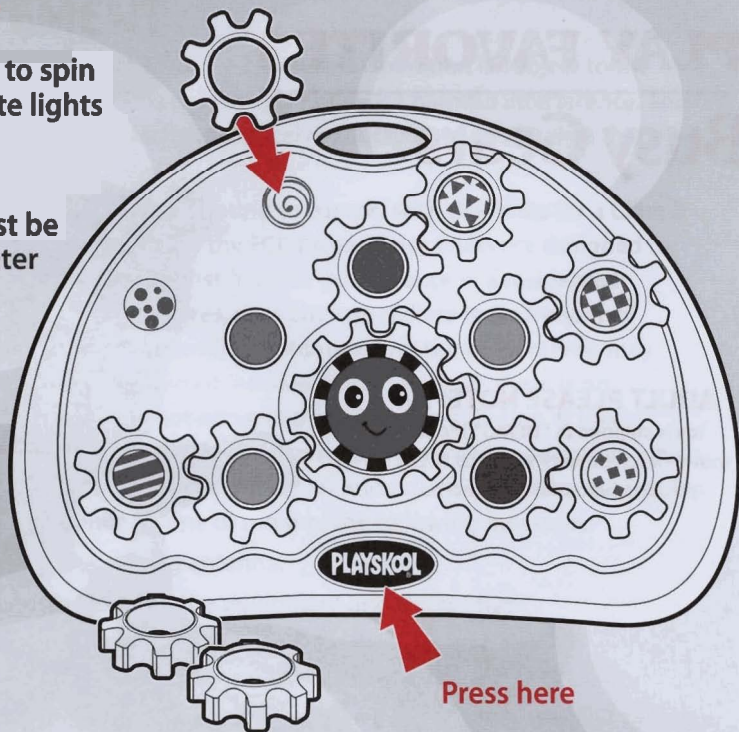
Replace with 3 x 1.5V "AA" or R6 size batteries.
Alkaline batteries recommended. Phillips/cross head
screwdriver (not included) needed to replace batteries.

PLAYSKOOL
More than Play™

TO PLAY:

Press the button to spin gears and activate lights and music.

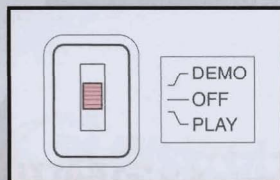
NOTE: Gears must be linked to the center gear to spin.



Press here

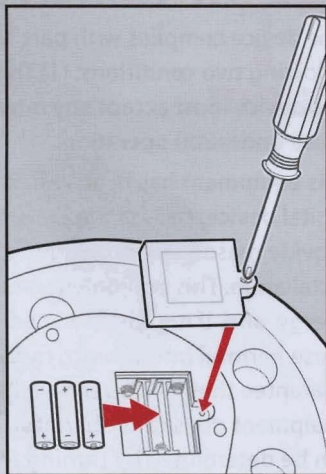
You can also stack the gears, sort them by color (color matching game), or count them with your child!

To prevent accidental activation when storing the toy, move the switch on the back of the toy to the "OFF" position.



TO REPLACE BATTERIES:

Use a Phillips/cross head screwdriver to loosen screw in battery compartment door (screw remains attached to door). Remove door. Insert 3 fresh "AA" or R6 size batteries. Alkaline batteries recommended. Replace door and tighten screw.



CAUTION:

1. Always follow the instructions carefully. Use only batteries specified and be sure to insert them correctly by matching the + and – polarity markings.
2. Do not mix old batteries and new batteries or standard (carbon-zinc) with alkaline batteries.
3. Remove exhausted or dead batteries from the product.
4. Remove batteries if product is not to be played with for a long time.
5. Do not short circuit the supply terminals.
6. Should this product cause, or be affected by, local electrical interference, move it away from other electrical equipment. Reset (switching off and back on again or removing and re-inserting batteries) if necessary.
7. RECHARGEABLE BATTERIES: Do not mix these with any other types of battery. Always remove from the product before recharging. Recharge batteries under adult supervision. DO NOT RECHARGE OTHER TYPES OF BATTERIES.

FCC STATEMENT

This device complies with part 15 of the FCC Rules. Operation is subject to the following two conditions: (1) This device may not cause harmful interference, and (2) this device must accept any interference received, including interference that may cause undesired operation.

This equipment has been tested and found to comply with the limits for a Class B digital device, pursuant to Part 15 of the FCC Rules. These limits are designed to provide reasonable protection against harmful interference in a residential installation. This equipment generates, uses and can radiate radio frequency energy, and, if not installed and used in accordance with the instructions, may cause harmful interference to radio communications. However, there is no guarantee that interference will not occur in a particular installation. If this equipment does cause harmful interference to radio or television reception, which can be determined by turning the equipment off and on, the user is encouraged to try to correct the interference by one or more of the following measures:

- Reorient or relocate the receiving antenna.
- Increase the separation between the equipment and the receiver.
- Consult the dealer or an experienced radio/TV technician for help.

CAUTION: Changes or modifications to this unit not expressly approved by the party responsible for compliance could void the user's authority to operate the equipment.



NOTE TO UK CONSUMERS: This product and its batteries must be disposed of separately at your local waste recycling centre. Do not dispose of in your household waste bin.



© 2010 Hasbro. All Rights Reserved.
TM & ® denote U.S. Trademarks.
08478/08479 PN 7056840000

Visit
PLAYSKOOL
.com

Questions? Call 1-800-PLAYSKL