

# eBay™

Electronic • Talking

## Auction Game

3 to 4 Players / Ages 10 to Adult

### Contents

- Electronic Auction Game Unit
- Gameboard
- 3 Plastic Auction Bays
- 3 Plastic Bid Trays
- 63 Item Cards
- 9 Special Cards
- 48 Bid Cards

### Object

Outbid your opponents to collect the most valuable items up for auction.

### Batteries

Insert batteries: Loosen the screw on the battery compartment, located on the underside of the game unit, and remove the door. Insert 3AAA-size batteries (we recommend alkaline), making sure to align the + and - with the markings in the plastic. Replace the door and tighten the screw.

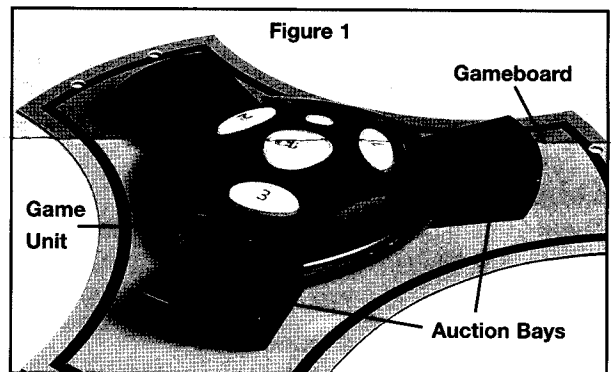
### CAUTION:

As with all small batteries, the batteries used with this game should be kept away from small children, who still put things in their mouths. If they are swallowed, promptly see a doctor and have the doctor telephone 202-625-3333 collect.

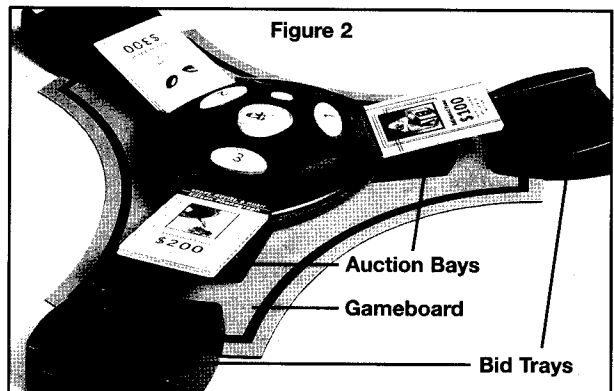
- Make sure the batteries are inserted correctly, and follow the game and battery manufacturers' instructions.
- Do not mix old and new batteries, or alkaline, standard (carbon-zinc), or rechargeable (nickel-cadmium) batteries.

### Setup

- Attach the electronic auction game unit to the center of the gameboard and attach the 3 auction bays as shown in Figure 1.




- Secure bid trays into the openings on the gameboard as shown in Figure 2.



- Shuffle the Special cards and Item cards together and divide them evenly into the 3 auction bays with the "Estimated Value" side of all cards facing up.

## About the Item Cards

There are three cards for each item up for sale in the eBay™ Auction Game. Each card has an “Estimated Value” on the front and an “Actual Value” on the back. Sometimes it is difficult to determine exactly what you are bidding on. You might be bidding on a hidden treasure that’s worth more than its estimate. Or, the item might be exactly what is described and is worth the estimated value. Occasionally, however, you may bid on an item that is actually worth less than what was estimated. **(IMPORTANT: The content and values on the Item Cards are fictitious.)**



Collection of Toys and Bean Bag Plush

## Collections

There are 6 different categories of items to collect and each are color-coded:


- Toys and Bean Bag Plush
- Books, Movies, and Music
- Pottery and Glass
- Collectibles
- Antiques and Art
- Everything Else

Three or more items, in any one category, make a collection. **Once you make a collection of at least three items, all of the items within that category double in value.**


## Special Cards

Special cards may come up for auction at any time during the game and can be bid on and purchased like any other Item card. There are two types of Special cards: A *Display Case* card and a *Gift* card.


- A *Display Case* matches any category and can help you to build a “collection.” Keep this card as part of your collection. And — Bonus! — it’s also worth \$100.



- A *Gift* card allows you to make another player pick an item that they’ve bought and give it to you. You may use a *Gift* card at any time in the game but once used it must be discarded.



## The Interface



**New Game:** Press this button to begin a new game.

**Resume:** Press this button to pause a game between rounds. Press again to resume play. The Resume button is also used to select the number of players in a game.

**Enter:** Press the corresponding bay’s numbered button to register your bid.

## To Begin Play

- Press the **New Game** button on the game unit to begin.
- When prompted, press the **Resume** button to select the number of players. (The eBay Auction Game will automatically default to 3 players.)
- The auctioneer then announces the colors of the Bid cards to be used during this game. Each player chooses one of the colors and takes the matching color Bid cards. **NOTE:** Players must use only the colors announced.

## Bidding

- The top cards in the auction bays are the items currently up for auction.
- When everyone is ready, press the **Resume** button to start the bidding!
- The auctioneer calls a color and the player with the matching color Bid cards has the chance to bid on **one** of the items.
- Choose a Bid card for an amount you are willing to pay and **quickly** place it in the bid tray next to the item you want. **You must bid higher than the last bid made on the item.** Then press the corresponding ENTER button to register your bid. (If you weren't fast enough, a BUZZ will sound. Your bid cannot be placed once the BUZZ has sounded. So take your bid card back, and you'll have to wait until the next round.)

## Proxy Bid

A Proxy Bid card is an automatic high bid. This card can be played on top of any other bid card. A player may even play a Proxy Bid on top of another Proxy Bid. The last proxy played when the bay closes is the highest bid and, therefore, the winning bid on the item.


## Buying

- The auctioneer will announce when an auction bay has closed and the color of the last player entering a bid. If players bid correctly, this should be the highest bidder. However, if a player mistakenly bids the same as, or lower than, the current bid, it is up to the other players to determine the real highest bidder.
- Discard the winning Bid card facedown into a discard pile within reach of all players.

- The winner takes the Item card and keeps it "Estimated Value" side up for the remainder of the game. You may look at the "Actual Value" on the back of the card, but be sure to not show any other players.
- Return all remaining Bid cards from the bid tray to the appropriate players. These bids can now be used to purchase other items.
- Press the **Resume** button to continue.

## Important Things to Remember

- You may only bid higher than the last bid made on an item.
  - A Proxy Bid card can be played on another Proxy Bid card.
  - When an auction bay closes, the item goes to the last player who bid on that bay.
  - At any time, you may choose **not** to bid. Simply wait until the BUZZ sounds.
  - You cannot up your own bid by playing a bid card directly on top of one you've already bid.
- 
- Bid cards **do not** represent money, only how much you would be willing to bid on an item.
  - There are approximately 30 rounds of bidding and the auctioneer will announce when you are half way through the auction.
  - The more times an item is bid on, the better the odds it will sell at the end of a round.



## Ending the Game

The auctioneer announces the last round of bidding and all remaining items are sold. At that point, all players flip over their Item cards to show the "Actual Value" of each item.

Remember: These values **double** if the items are part of a Collection (3 or more items in the same category). Add up the value of all of your items.

NOTE: Do not add in Bid card values.

## Winning:

The player with the highest total value of all items wins! If there is a tie, the player with the highest value remaining on his/her Bid cards wins.

## FCC Statement

This equipment has been tested and found to comply with the limits for a Class B digital device pursuant to Part 15 of the FCC Rules. These limits are designed to provide reasonable protection against harmful interference in a residential installation. It generates, uses, and can radiate radio frequency energy and, if not used in accordance with the instructions, may cause harmful interference to television or radio reception. However, there is no guarantee that interference will not occur in a particular installation. If this game does cause harmful interference to radio or television reception, which can be determined by turning the equipment off and on, the user is encouraged to try to correct the interference by one or more of the following measures:

- Reorient or relocate the receiving antenna.
- Increase the separation between the equipment and the receiver.
- Consult the dealer or an experienced radio/TV technician for help.

**Warning:** Changes or modifications to this unit, not expressly approved by the party responsible for compliance, could void the user's authority to operate the equipment.

We will be happy to hear your questions or comments about this game.

Write to: Hasbro Games, Consumer Affairs Dept., P.O. Box 200, Pawtucket, RI 02862.

Tel: 888-836-7025 (toll free).

Canadian consumers please write to: Hasbro-Canada, P.O. Box 267, Station A, Longueuil, Quebec J4H3X6.

[www.hasbro.com](http://www.hasbro.com)

eBay and the eBay logo are trademarks of eBay, Inc.

©1995-2001 eBay Inc. All Rights Reserved.

The HASBRO and PARKER BROTHERS names and logos and this game's concept, design and rules are ® & © 2001 Hasbro, Pawtucket, RI 02862. All Rights Reserved.

PRINTED IN CHINA.

40144-I

