

AGES 4+

FurReal Friends DIZZY DANCERS

DIZZY Twirlin' Dance Studio



CAUTION:

Hair entanglement may result if child's hair comes in contact with moving parts of toy. Adult supervision is required.

INCLUDES



Your Dizzy Dancers™ pet comes already assembled.

Get The DIZZY Started!

Applying Stickers!

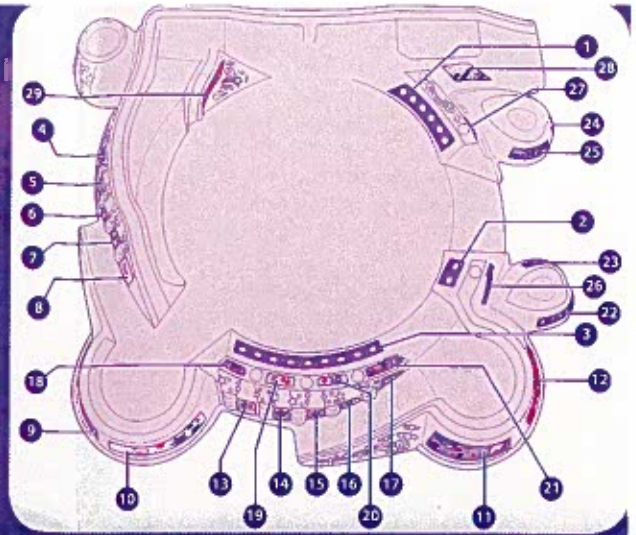
Apply numbered stickers to designated areas to get your Dizzy Twirlin' Dance Studio™ ready for DiZZY dancing fun!

25+ colorful stickers to decorate your Dizzy Twirlin' Dance Studio™!




NOTE

Stickers without numbers are for free play. Do not apply stickers to spinning surfaces.



To activate SPIN MODE!

1. Ready



Lift pet and fully insert Dizzy Cord™.

2. Zip



Quickly pull out cord.

NOTE

Pet spins best on hard, flat surface.


3. Spin!



Your Dizzy Dancers™ pet will twirl and swirl!

GET DIZZY TWIRLIN' DANCE STUDIO™!

Follow steps for SPIN MODE then place twirling pet on DiZZY Dance zones.



DIZZY DANCERS Trick Tip!



Follow steps for SPIN MODE then place twirling pet on Dizzy Cord™ handle.



NOTE The quicker you pull out the Dizzy Cord™, the faster your pet will spin!

Mix & Match!

Any Dizzy Dancers™ pet will work with any Dizzy Twirlin' Base™. Mix and match them to make your own combinations!



NOTE Make sure pet is firmly attached to Dizzy Twirlin' Base™ before activating spin mode.



1. Twist pet counterclockwise to remove it.



2. Place new pet on base.



3. Twist pet clockwise until it **CLICKS** into place.



Questions? Call 1-800-844-3733
© 2011 Hasbro. All Rights Reserved.
TM & © denote U.S. Trademarks.
Patent pending.
38820 PN 7219530000



Product and colors may vary.
Retain this information for future reference.

For more DIZZY DANCERS fun, visit

Dizzy-Dancers.com