

**FCC STATEMENT**

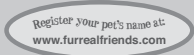
This device complies with part 15 of the FCC Rules. Operation is subject to the following two conditions: (1) This device may not cause harmful interference, and (2) this device must accept any interference received, including interference that may cause undesired operation.

This equipment has been tested and found to comply with the limits for a Class B digital device, pursuant to part 15 of the FCC Rules. These limits are designed to provide reasonable protection against harmful interference in a residential installation. This equipment generates, uses and can radiate radio frequency energy, and, if not installed and used in accordance with the instructions, may cause harmful interference to radio communications. However, there is no guarantee that interference will not occur in a particular installation. If this equipment does cause harmful interference to radio or television reception, which can be determined by turning the equipment off and on, the user is encouraged to try to correct the interference by one or more of the following measures:

- Reorient or relocate the receiving antenna.
- Increase the separation between the equipment and receiver.

CAUTION: Changes or modifications not expressly approved by the party responsible for compliance could void the user's authority to operate the equipment.

Product and colors may vary.



Questions? Call 1-800-844-3733



© 2008 Hasbro. All Rights Reserved. TM and ® denote U.S. Trademarks. U.S. Pat. Nos. 6811461, 6773327, 7416468 and Patent Pending. P/N 6919220000

**AGES 4+**

93065/  
93791 Asst.



**Cuddle Chimp™**

**CARE GUIDE**



Thank you for adopting this FURREAL FRIENDS® CUDDLE CHIMP toy, the chimpanzee that moves and sounds like a REAL chimp! Be sure to take good care of your CUDDLE CHIMP by following the instructions in this booklet.

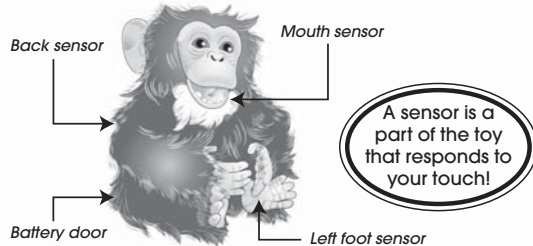
Note to the Consumer: This toy is packaged in "TRY ME" mode. When you bring the toy home, activate its full range of features by moving its ON/OFF/TRY ME switch to the "ON" position.



Replace with 3 x 1.5V "C" or LR14 size alkaline batteries. Phillips/cross head screwdriver (not included) needed to replace batteries.

## GETTING STARTED

Your CUDDLE CHIMP pet consists of the following:



1

Your CUDDLE CHIMP pet makes a variety of realistic chimpanzee sounds and can really:

- Yawn
- Grunt
- Laugh
- Snore
- Burp
- Hiccup
- Sigh
- Say "oo-ee-ah-ah-ah"

## HOW TO PLAY

To turn on your CUDDLE CHIMP, pull back the plush flap over the battery door and slide the ON/OFF/TRY ME switch to **ON**. Then replace the flap. He will yawn, stretch and then wake up. He is now ready to play with you!



To start playing with your CUDDLE CHIMP, pet his back, press his left foot or "feed" him with his banana bottle.



## "FEEDING"

Place your pet's banana bottle in his mouth and listen as he slurps it up! If you stop "feeding" him and he still wants more, he will cry out for more! But watch out - if you pet his back after "feeding" him, he may have a surprise burp in store for you!



If you don't play with your CUDDLE CHIMP after you "feed" him, he may get the hiccups!

2

## CUDDLING AND HUGGING

Your CUDDLE CHIMP loves to be cuddled and loves to hug you back! Simply press his left foot for 5 seconds and he will give you a hug. Sometimes he will ask you for a hug by stretching out his arms to you. Be sure to hug him tight and press his back sensor so he will hug you back.



## PETTING

Petting your CUDDLE CHIMP pet on the back makes him feel comfortable and relaxed. You will hear him yawn – that means he is getting “sleepy”. Simply press down on his back for 5 seconds to make him go to sleep.



## CLAPPING

CUDDLE CHIMP loves to clap his hands together when he’s happy or excited! Wait for him to put his hands together and then gently squeeze his left foot within 5 seconds. Watch as he happily claps his hands!



## TICKLING

Your CUDDLE CHIMP pet loves to be tickled! Touch his left foot to make him giggle.



## SLEEP MODE

Your CUDDLE CHIMP pet will go to “sleep” and shut down if he is not played with for 3 - 5 minutes. You can wake him up by petting his back, “feeding” him, or pressing his left foot.

Please remember to turn the ON/OFF/TRY ME switch to the OFF position when you are not playing with your CUDDLE CHIMP in order to conserve battery life.

## CLEANING & CARE


To clean the fur on your CUDDLE CHIMP pet, gently brush him with a cloth or soft brush to loosen any dirt. Then use a slightly damp cloth to remove stains.

- Do not put in the washing machine.
- Do not submerge in water.
- Do not use detergent or stain removers on fur.
- Do not get wet; to remove stains, use only a slightly damp cloth on the fur.
- To prevent staining fur, wipe off dirt immediately.
- If toy gets wet, remove batteries and dry the fur; once fur is completely dry, replace batteries.
- **Avoid spilling food or beverages on the toy.**
- Do not throw or kick the toy, and do not push sharp objects through the speaker openings.
- Do not leave toy in direct sunlight; high temperatures will destroy the mechanism.

## TO REPLACE BATTERIES

Pull back the plush flap on the bottom of your CUDDLE CHIMP pet. Use a Phillips/cross head screwdriver (not included) to loosen screw in battery compartment cover (screw stays attached to cover). Remove cover. Remove and discard old batteries. Replace with fresh 3 x 1.5V "C" or LR14 size alkaline batteries. Replace cover and tighten screw.

NOTE: Your CUDDLE CHIMP pet will automatically go to sleep when the batteries are inserted. You can wake up your CUDDLE CHIMP by sliding the ON/OFF/TRY ME switch to "ON."



5

## IMPORTANT: BATTERY INFORMATION



### CAUTION:

1. Always follow the instructions carefully. Use only batteries specified and be sure to insert them correctly by matching the + and - polarity markings.
2. Do not mix old batteries and new batteries or standard (carbon-zinc) with alkaline batteries.
3. Remove exhausted or dead batteries from the product.
4. Remove batteries if product is not to be played with for a long time.
5. Do not short-circuit the supply terminals.
6. Should this product cause, or be affected by, local electrical interference, move it away from other electrical equipment. Reset (switching off and back on again or removing and re-inserting batteries) if necessary.
7. RECHARGEABLE BATTERIES: Do not mix these with any other types of batteries. Always remove from the product before recharging. Recharge batteries under adult supervision. **DO NOT RECHARGE OTHER TYPES OF BATTERIES.**



**NOTE TO UK CONSUMERS:** This product and its batteries must be disposed of separately at your local waste recycling centre. Do not dispose of in your household waste bin.

6