

AGES 4+  
70289 Asst.


**FurReal**  
friends®




**TUGGIN' PUP**

**INSTRUCTION MANUAL**





Thank you for purchasing FURREAL FRIENDS® TUGGIN' PUP™! For maximum play value, please read and follow instructions carefully.



**x3**


**BATTERIES INCLUDED**

Replace with 3 x 1.5V "AA" or LR6 size batteries. Alkaline batteries required. Phillips/cross head screwdriver (not included) needed to replace batteries.

## GETTING STARTED



Your toy puppy comes packaged in "TRY-ME" mode. To activate your toy puppy, move the ON/OFF/TRY-ME switch to the "ON" position.



2

## GETTING TO KNOW TUGGIN' PUP

Your toy puppy loves to play! Your toy puppy barks, pants, moves and plays, and even snores when it's asleep. When you pull up on its rope, the toy puppy moves up and down.

**NOTE:** When you pull on your toy puppy's rope, pull the rope straight up or at a 45-degree angle from the toy's head for the most effective gameplay.

The more you interact and play with your toy puppy, the more "excited" it will be. See the section on MODES to learn how your interactions with your toy puppy affect it.

3

## MODES

### Tug Mode

When you tug on the rope, your toy puppy will begin to move and make sounds. If it is really relaxed, it will sigh, but keep tugging, and your toy puppy will get more "excited" and growl!



### Petting Mode

Petting the toy puppy's back sensors makes it less "excited": it's like calming down a real puppy. The toy puppy will move and make sounds to show you its "excitement" level is going down. Pet the toy puppy's back to reduce its "excitement" level. Hold its back down for several seconds, and it will "go to sleep."



### Sleep Mode

When the toy puppy enters Sleep Mode, it lies down and snores. To wake your toy puppy up again, touch its back or pull on its rope.

### Hangout Mode

If you do not interact with your toy puppy (that is, you don't touch touch its back or pull on its rope) within 5 seconds, it will enter Hangout Mode. It's just hangin' out!

If your toy puppy is very "excited" when it enters Hangout Mode, it'll take a little while to adjust! Its head will shake and it will make growling sounds, as if to say, "Play with me some more!" If you still don't play with your toy puppy, it will calm down.

At the end of Hangout Mode, the toy puppy enters Sleep Mode. The more "excited" the toy puppy is, the longer its Hangout Mode and the longer it will take for it to enter Sleep Mode.

## TO REPLACE BATTERIES

Using the Phillips/cross head screwdriver (not included), loosen screw in battery compartment cover (screw stays attached to cover). Remove door and replace with 3 x 1.5V "AA" or LR6 size alkaline batteries. Replace cover and tighten screw.



## CAUTION: TO AVOID BATTERY LEAKAGE

1. Be sure to insert the batteries correctly and always follow the toy and battery manufacturers' instructions;
2. Do not mix old batteries and new batteries or alkaline, standard (carbon-zinc) or rechargeable (nickel-cadmium) batteries;
3. Always remove weak or dead batteries from the product.

## IMPORTANT: BATTERY INFORMATION

Please retain this information for future reference. Batteries should be replaced by an adult.



## CAUTION:

1. Always follow the instructions carefully. Use only batteries specified and be sure to insert them correctly by matching the + and - polarity markings.
2. Do not mix old batteries and new batteries or standard (carbon-zinc) with alkaline batteries.
3. Remove exhausted or dead batteries from the product.
4. Remove batteries if product is not to be played with for a long time.
5. Do not short-circuit the supply terminals.
6. Should this product cause, or be affected by, local electrical interference, move it away from other electrical equipment. Reset (switching off and back on again or removing and re-inserting batteries) if necessary.
7. RECHARGEABLE BATTERIES: Do not mix these with any other types of batteries. Always remove from the product before recharging. Recharge batteries under adult supervision. DO NOT RECHARGE OTHER TYPES OF BATTERIES.

## CLEANING & CARE

To clean your toy puppy, gently brush its fur with a cloth or soft brush to loosen any dirt. Then use a slightly damp cloth to remove stains.

- Do not put in the washing machine.
- Do not submerge in water.
- Do not use detergent or stain removers on fur.
- Do not get wet; to remove stains, use only a slightly damp cloth on the fur.
- To prevent staining fur, wipe off dirt immediately.
- If toy gets wet, remove batteries and dry the fur; once fur is completely dry, replace batteries.
- Avoid spilling food or beverages on the toy.
- Do not throw or kick the toy, and do not push sharp objects through the speaker openings.
- Do not leave toy in direct sunlight; high temperatures will destroy the mechanism.

## FCC STATEMENT

This device complies with part 15 of the FCC Rules. Operation is subject to the following two conditions: (1) This device may not cause harmful interference, and (2) this device must accept any interference received, including interference that may cause undesired operation. This equipment has been tested and found to comply with the limits for a Class B digital device, pursuant to part 15 of the FCC Rules. These limits are designed to provide reasonable protection against harmful interference in a residential installation. This equipment generates, uses and can radiate radio frequency energy, and, if not installed and used in accordance with the instructions, may cause harmful interference to radio communications. However, there is no guarantee that interference will not occur in a particular installation. If this equipment does cause harmful interference to radio or television reception, which can be determined by turning the equipment off and on, the user is encouraged to try to correct the interference by one or more of the following measures:

- Reorient or relocate the receiving antenna.
- Increase the separation between the equipment and receiver.
- Consult the dealer or an experienced radio/TV technician for help.



Product and colors may vary.  
© 2007 Hasbro. All Rights Reserved.  
TM and ® denote U.S. Trademarks.  
U.S. Pat. No. 6811461 and  
Patents Pending.

P/N 6686890000

Register your pet's name at:  
[www.furrealfriends.com](http://www.furrealfriends.com)

Questions? Call 1-800-844-3733

