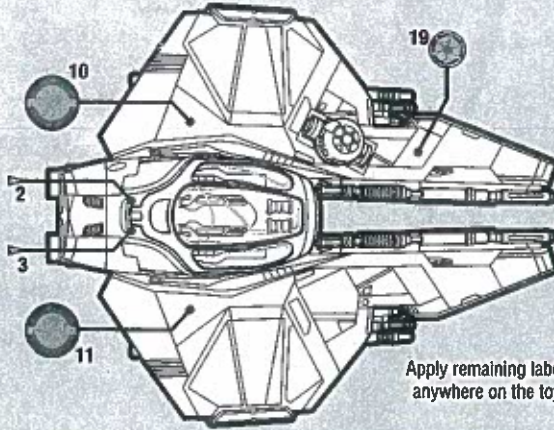
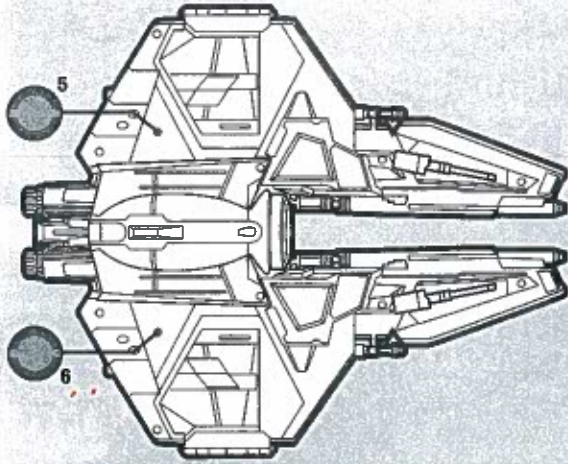
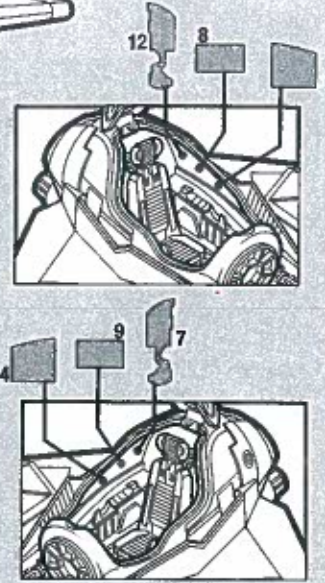


STAR WARS

PEEL AND APPLY LABELS AS SHOWN:



Apply remaining labels anywhere on the toy.



Obi-Wan Jedi Starfighter™

Includes vehicle, projectiles, labels and instructions.

WARNING:

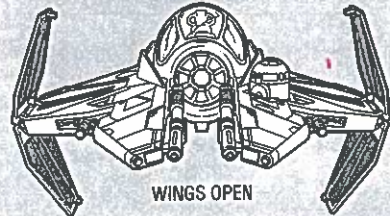
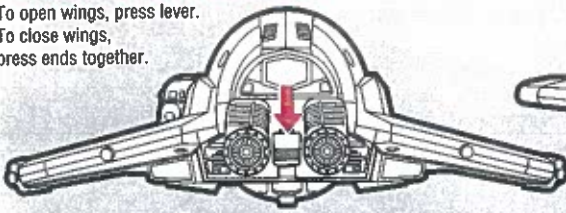
**CHOKING HAZARD—Small part
Not for children under 3 years.**

Ages 4 and Up

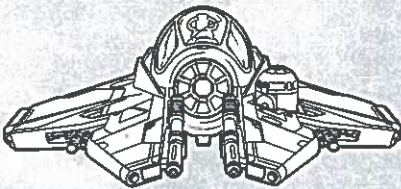
38886/38882 As

FEATURES:

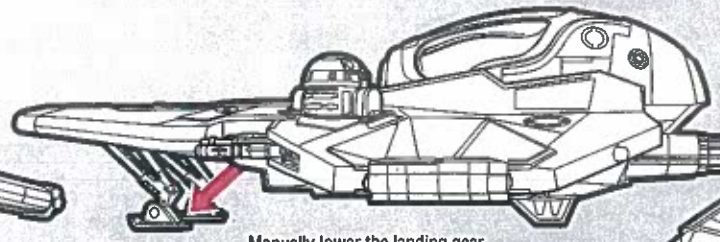
To open wings, press lever.
To close wings, press ends together.



WINGS OPEN



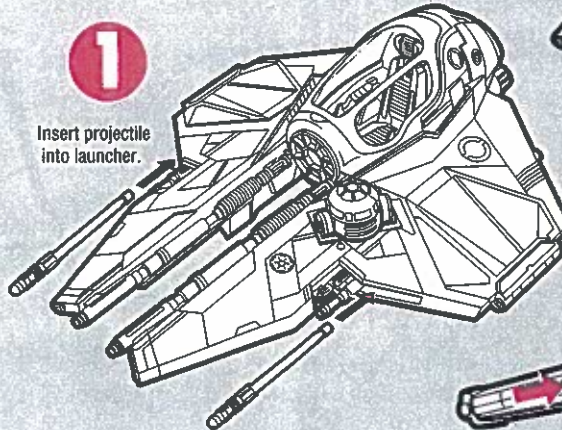
WINGS CLOSED



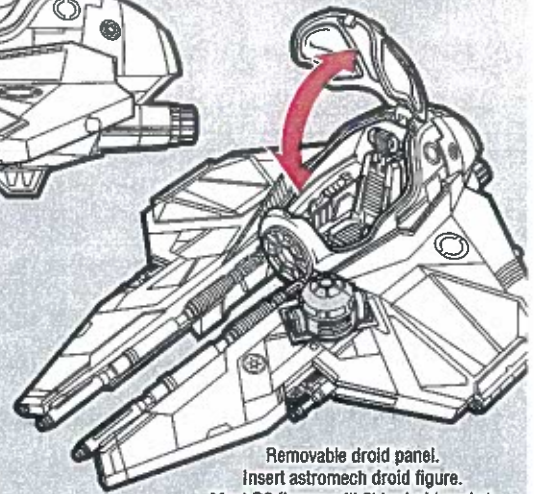
Manually lower the landing gear.

1

Insert projectile into launcher.



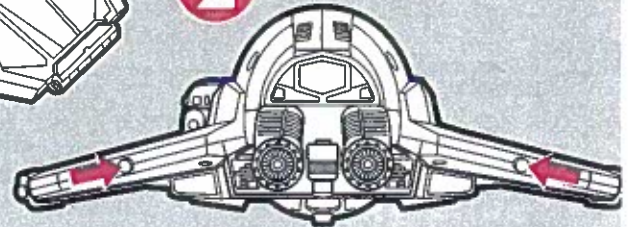
Open canopy.



Removable droid panel.
Insert astromech droid figure.
Most R2 figures will fit in droid socket.
(Figure sold separately.)

2

Press buttons to fire.



Retain these Instructions for future reference.
© 2012 Lucasfilm Ltd. & © or TM where indicated. All rights reserved.
® and/or TM & © 2011 Hasbro.
All Rights Reserved.
TM & © denote U.S. Trademarks. PN: 722980000